



[Safes]

[Protecting valuables]

The company founder, Franz Wertheim, recognized the need for the safe storage of valuable items and at September 1, 1852 he founded a corporation in Vienna to produce fireproof and burglar-resistant safes. Franz Wertheim was able to demonstrate the qualities of the safes through numerous live fire presentations. As an imperial and royal („k.u.k.“) court supplier, his company became well known throughout all of Europe and the Middle East for its quality products.

Since the time of Franz Wertheim, the company has grown from a fireproof and burglar-resistant safes producer to a comprehensive manufacturer of certified security products. The products range from wall safes to heavy vault doors.

The company's philosophy is centered on quality, technical innovation and customer satisfaction.

[Products]

As a traditional Austrian enterprise, Wertheim guarantees the integrity of its quality products. Through continuous technical innovation, Wertheim's products are at the leading edge in the use of current technologies.

[Service]

The Wertheim Service Hotline: +43 (0)2236 / 320 350 - 300 is staffed at all times, including Sundays and Holidays. Wertheim provides immediate and competent responses to customer problems delivered by its fully trained service technicians.

[Guarantee]

Wertheim's products come with a two year guarantee (one year for electronic components).

[Quality]

All Wertheim companies are ISO 9001:2015 certified. The company takes a full responsibility for the delivery of its products and services in accordance with specifications. Standardization of internal processes, ranging from product development through customer service, ensures that all products are of the same, highest quality.



© Wertheim – Edition 2020, Vers. 1.1

All information is to the best of current knowledge without any implied warranty and is carried out under exclusion of any liability. The shown decoration items are not included in delivery. Possible color deviations are due to printing. Ratings, misprints and technical data are subject to change.



[Contents]

[General Information]

Security classes and insured amounts	[04]
Locks	[42]
Equipment	[44]
Accessories	[45]
Regulations – Tips – Transportation checklist	[46]

[Safes]

	Burglary protection	Fire protection	[05]
Type AG	VdS/ECB-S: I	VSÖ: EN 1	CNPP: I E [06]
Type AM	VdS/ECB-S: I	VSÖ: EN 1	CNPP: I E [07]
Type AP	VdS/ECB-S: I	VSÖ: EN 1	CNPP: I E ECB-S: LFS30P (AP10 LFS60P) [08]
Type AWS	VdS/ECB-S: I	VSÖ: EN 1	CNPP: I E [09]
Type BG	VdS/ECB-S: II	VSÖ: EN 2	CNPP: II E [10]
Type BM	VdS/ECB-S: II	VSÖ: EN 2	CNPP: II E [11]
Type BP	VdS/ECB-S: II	VSÖ: EN 2	CNPP: II E ECB-S: LFS30P (BP10/41 LFS60P) [12]
Type BWS	VdS/ECB-S: II	VSÖ: EN 2	CNPP: II E [13]
Type CM	VdS/ECB-S: III	VSÖ: EN 3	CNPP: III E [14]
Type CP	VdS/ECB-S: III	VSÖ: EN 3	CNPP: III E ECB-S: LFS30P [15]
Type CWS	VdS/ECB-S: III	VSÖ: EN 3	CNPP: III E ECB-S: LFS60P (option) [16]
Type DWS	VdS/ECB-S: IV	VSÖ: EN 4	ECB-S: LFS60P (option) [17]
Type DWSKB	VdS/ECB-S: IVKB	VSÖ: EN 5	ECB-S: LFS60P (option) [18]
Type EWS	VdS/ECB-S: V	VSÖ: EN 5	ECB-S: LFS60P (option) [19]
Type EWSKB	VdS/ECB-S: VKB	VSÖ: EN 6	ECB-S: LFS60P (option) [20]

[Specific safes]

	Burglary protection	[21]
Wall safes	VdS/ECB-S: I	VSÖ: EN 1 [22]
Swing-in door safes	VdS/ECB-S: II/III	VSÖ: EN 2/3 CNPP: III E (Type CWP) [24]
Deposit safes		[26]
Key safes		[27]
Gun safes	Security classes according to safe type	[28]
Safe deposit safes		[29]
Special safes		[32]

[Safety boxes]

	Burglary protection	[33]
Type VA	Furniture safes	VDMA-A [34]
Type VBE	Furniture safes	VDMA-B [35]
Type VB	Furniture safes	VDMA-B [36]
Type ZAT	Small safes	[37]
Type ZLT	Laptop safes	[37]
Type ZHT	Hotel safes	[38]

[Fire safety boxes]

	Fire protection	[39]
Type ZFA	Office cabinets	DIN 4102 [40]
Type ZFD	Data safes	according to safe type [40]
Type ZFH	File cabinets	NT Fire 017:60P [41]
Type ZFX	Data boxes	UL72 125 [41]

[Protecting valuables]

[Security classes and insured amounts]

Only a certified safe can optimally protect your valuables from burglary and provide you with the opportunity to insure them properly. Rigorous testing methods and precisely defined specifications guarantee the best quality. The construction according to DIN 4102 provides additional light fire protection.



Fig. Test method with cutting torch
Test method with diamond core drill



The labels on the inside of safe doors contain important information regarding:

- the product
- the European norm
- the resistance grade, quality grade / lock grade
- the serial number

(identification of the producer and prevention of misuse)

[VdS – VdS Schadenverhütung GmbH – www.vds.de]

All Wertheim safes were tested against mechanical and thermal burglary devices by the independent testing institute, VdS Schadenverhütung GmbH based in Cologne, Germany. All Wertheim products passed the high testing standards of the CEN Norm EN1143-1 and were certified to the appropriate resistance levels. Wertheim safes can therefore be used and insured in all European countries.

[ECB-S – European Certification Board · Security System – www.ecb-s.com]

The ECB-S label confirms the adherence of Wertheim products to European standards. ECB-S certification is determined by testing in accordance with the European Norm EN1143-1 for products protecting valuables against burglary.

[VSÖ – Verband der Sicherheitsunternehmen Österreichs – www.vsoe.at]

All Wertheim safes are examined and certified by VSÖ. All valuables in a Wertheim safe in Austria can be insured according to the VSÖ guidelines.

[CNPP – Centre national de prévention et de protection – www.cnpp.com]

Wertheim safes with a2p label have been certified by the French certification institute CNPP. CNPP is acknowledged by the French insurance industry and therefore all safes with a2p label are insurable in France.

[Security classes – burglary protection]



[VdS ECB-S VSÖ CNPP (a2p)]			Insured amounts	
VdS ECB-S	VSÖ-VVO	CNPP (a2p)	Domestic up to	Commercial up to
Grade I	Class EN 1	Class I E	EUR 65.000	EUR 20.000
Grade II	Class EN 2	Class II E	EUR 100.000	EUR 50.000
Grade III	Class EN 3	Class III E	EUR 200.000	EUR 100.000
Grade IV	Class EN 4		EUR 400.000	EUR 150.000
Grade IVKB	Class EN 5		EUR by arrangement	EUR 250.000
Grade V	Class EN 5		EUR by arrangement	EUR 250.000
Grade VKB	Class EN 6		EUR by arrangement	EUR 375.000

The quoted – recommended but not binding – sums apply to Germany and Austria.
The insurance amount may double when safe is connected to an alarm system.
Please note, not all type series are certified by CNPP. You can find more information on the respective type pages.



[VDMA 24992 *] Verband Deutscher Maschinen- und Anlagenbau e. V.		Insured amounts	
VDMA		Domestic up to	Commercial up to
A		EUR 2.500	EUR 2.500
B		EUR 2.500	EUR 2.500
B	from 200 kg (domestic) / from 300 kg (commercial)	EUR 40.000	EUR 10.000

* Status May 1995
The quoted – recommended but not binding – sums insured are valid for Germany.
It is recommended to clarify the actual insured sum with your insurer.

[Quality classes – fire protection]



[Fire protection]	Label	Description
EN15659 – LFS30P *	ECB-S	30 min. fire protection for paper
EN15659 – LFS60P *	ECB-S	60 min. fire protection for paper
NT Fire 017:60P	NT Fire	60 min. fire protection for paper
UL72 125 – ½ HR	UL	30 min. fire protection for data media

* tested at IBMB Braunschweig
During fire protection tests the temperature increase within the safes is controlled, and according to the result the products are classified into different grades. Safes according to VdS and also safes according to VDMA provide protection from fire. Only fire tested safes guarantee certified fire protection.



Fig. AM15



Fig. AG10



Fig. CM20



Fig. BG10



Fig. AP35



Fig. BM15

[Quality ensures security]

A certified safe protects your valuables and important documents in the worst case scenario. Wertheim safes are subjected to strenuous safety testing by VdS, a leading independent German test institute. They demonstrate their resistance against attacks executed using the most sophisticated burglary tools. The testing laboratories differentiate between clearly defined security and resistance levels during the certification process. Recommendations are provided regarding the insured value for each level, aiding consumers in their product choice.

It is recommended and specified that a safe weighing less than 1.000 kg must be anchored (dependent on insurance terms). Wertheim safes are provided with bore holes for anchoring and certified safes weighing less than 1.000 kg are supplied with the necessary anchoring materials.

The section [Safes] includes certified free standing safes offering protection against burglary and theft. Some product series also offer certified fire protection in addition to their anti-burglary resistance.

[Safes]

	Burglary protection			Fire protection	
Type AG	VdS/ECB-S: I	VSÖ: EN 1	CNPP: I E		[06]
Type AM	VdS/ECB-S: I	VSÖ: EN 1	CNPP: I E		[07]
Type AP	VdS/ECB-S: I	VSÖ: EN 1	CNPP: I E	ECB-S: LFS30P (AP10 LFS60P)	[08]
Type AWS	VdS/ECB-S: I	VSÖ: EN 1	CNPP: I E		[09]
Type BG	VdS/ECB-S: II	VSÖ: EN 2	CNPP: II E		[10]
Type BM	VdS/ECB-S: II	VSÖ: EN 2	CNPP: II E		[11]
Type BP	VdS/ECB-S: II	VSÖ: EN 2	CNPP: II E	ECB-S: LFS30P (BP10/41 LFS60P)	[12]
Type BWS	VdS/ECB-S: II	VSÖ: EN 2	CNPP: II E		[13]
Type CM	VdS/ECB-S: III	VSÖ: EN 3	CNPP: III E		[14]
Type CP	VdS/ECB-S: III	VSÖ: EN 3	CNPP: III E	ECB-S: LFS30P	[15]
Type CWS	VdS/ECB-S: III	VSÖ: EN 3	CNPP: III E	ECB-S: LFS60P (option)	[16]
Type DWS	VdS/ECB-S: IV	VSÖ: EN 4		ECB-S: LFS60P (option)	[17]
Type DWSKB	VdS/ECB-S: IVKB	VSÖ: EN 5		ECB-S: LFS60P (option)	[18]
Type EWS	VdS/ECB-S: V	VSÖ: EN 5		ECB-S: LFS60P (option)	[19]
Type EWSKB	VdS/ECB-S: VKB	VSÖ: EN 6		ECB-S: LFS60P (option)	[20]



Fig. BWS1500











Fig. CWS1000



Fig. EWS1200KB



-  EN1143-1
Burglary protection
-  VdS
Grade I
-  ECB-S
Grade I
-  VSO
Class EN 1
-  A2P
Class I E
-  DIN
4102 (light fire protection)

-  Domestic insurable
up to EUR 65.000
-  Commercial insurable
up to EUR 20.000

Insured amounts
page 04

Fig. Safe AG05, hinge right
E-Lock M-Locks EM3520, 1 shelf

Model	Outside dimensions h x w x d (mm)	Inside dimensions h x w x d (mm)	SH	Volume (l)	Weight (appr. kg)
AG03RK / AG03RE	280 x 400 x 312	230 x 350 x 180	1	14	60
AG05RK / AG05RE	280 x 450 x 442	230 x 400 x 310	1	29	85
AG10RK / AG10RE	395 x 450 x 442	345 x 400 x 310	1	43	105
AG15RK / AG15RE	565 x 450 x 442	515 x 400 x 310	1	64	130
AG20RK / AG20RE	735 x 450 x 442	685 x 400 x 310	1	85	155
AG25RK / AG25RE	905 x 450 x 442	855 x 400 x 310	2	106	185
AG30RK / AG30RE	1075 x 450 x 442	1025 x 400 x 310	2	127	215
AG35RK / AG35RE	1245 x 450 x 442	1195 x 400 x 310	3	148	240
AG40RK / AG40RE	1415 x 450 x 442	1365 x 400 x 310	3	169	270

SH = Shelf

[Safes]

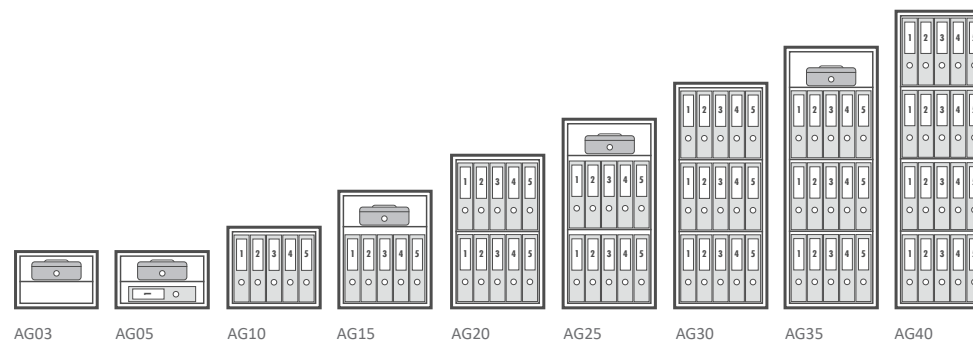
[Type AG]

A distinctive feature of the AG series safes is their slim design. An external width of just 450 mm thanks to their space-saving wall construction allows an optimal utilisation with room for 5 file folders side by side (from AG10 up).


[Product information]

- Hinge DIN right – model designation R
option: DIN left
- Door opening angle 180°
- Body double-walled, filled with high resistant barrier material
- Door structure triple-walled, filled with high resistant barrier material, internal boltwork protected by sheets of hardened steel to give extra anti-drill resistance
- Locking mechanism three-way moving boltwork with large steel bolts protected by additional emergency re-lockers, continuous fixed full height bolt on the hinge side
- Anchoring page 45, 46 prepared for floor and rear wall anchoring
anchoring bolts and shields are supplied
option: additional anchoring holes (customer specifies position)
- Colour inside and outside RAL 7037 dusty grey
option: special colour according to RAL
- Lock page 42, 43 model designation K – double-bit lock VdS class 1, Cawi 2 keys (95 mm)
model designation E – electronic lock VdS class 2, M-Locks EM3520
option: other lock models
- Equipment page 44 shelf (adjustable from AG10 up, height setting 85 mm)
option: key rack (with option inspection window from AG 20 up)
option (from AG10 up): additional shelf, inside locker, drawer, pull-out shelf
- Accessories page 45 option: certified steel plinth to raise the level of the safe,
fire protection door rebate seals, interior lighting,
inspection window in boltwork door cover (from AG10 up)

[Equipment options]





 EN1143-1
Burglary protection

 VdS
Grade I


 ECB-S
Grade I

 VSO
Class EN 1

 A2P
Class I E

 DIN
4102 (light fire protection)

 Domestic insurable
up to EUR 65.000

 Commercial insurable
up to EUR 20.000

Insured amounts
page 04

[Safes]

[Type AM]

AM series safes offer lots of space and the option of additional locks to give dual control. All models are pre-fitted to enable connection to a burglar alarm system. Even the smallest model (AM10) has enough space to accommodate up to 6 file folders.

[Product information]

Hinge	DIN right – model designation R option: DIN left
Door opening angle	180°
Body	double-walled, filled with high resistant barrier material
Door structure	triple-walled, filled with high resistant barrier material, internal boltwork protected by sheets of hardened steel to give extra anti-drill resistance
Locking mechanism	three-way moving boltwork with large steel bolts protected by additional emergency re-lockers, continuous fixed full height bolt on the hinge side
Anchoring page 45, 46	prepared for floor and rear wall anchoring anchoring bolts and shields are supplied option: additional anchoring holes (customer specifies position)
Alarm connection	VdS-certified cable channels to allow connection to a burglar alarm system
Colour	inside and outside RAL 7037 dusty grey option: special colour according to RAL
Lock page 42, 43	model designation K – double-bit lock VdS class 1, Cawi 2 keys (95 mm) model designation E – electronic lock VdS class 2, M-Locks EM3520 option: other lock models (primary lock or possible secondary locks)
Equipment page 44	shelf adjustable (height setting 85 mm) option: additional shelf, inside locker, drawer, pull-out shelf, key rack
Accessories page 45	option: certified steel plinth to raise the level of the safe, fire protection door rebate seals, alarm switch set, interior lighting

Fig. Safe AM25, hinge right
K-Lock Cawi 2 keys (95 mm), 2 inside lockers, 1 shelf

Model	Outside dimensions h x w x d (mm)	Inside dimensions h x w x d (mm)	SH	Volume (l)	Weight (appr. kg)
AM10RK / AM10RE	395 x 545 x 442	345 x 495 x 310	1	53	125
AM15RK / AM15RE	565 x 545 x 442	515 x 495 x 310	1	79	155
AM20RK / AM20RE	735 x 545 x 442	685 x 495 x 310	1	105	185
AM25RK / AM25RE	905 x 545 x 442	855 x 495 x 310	2	131	215
AM30RK / AM30RE	1075 x 545 x 442	1025 x 495 x 310	2	157	245
AM35RK / AM35RE	1245 x 545 x 442	1195 x 495 x 310	3	183	280
AM40RK / AM40RE	1415 x 545 x 442	1365 x 495 x 310	3	209	310

SH = Shelf

[Equipment options]

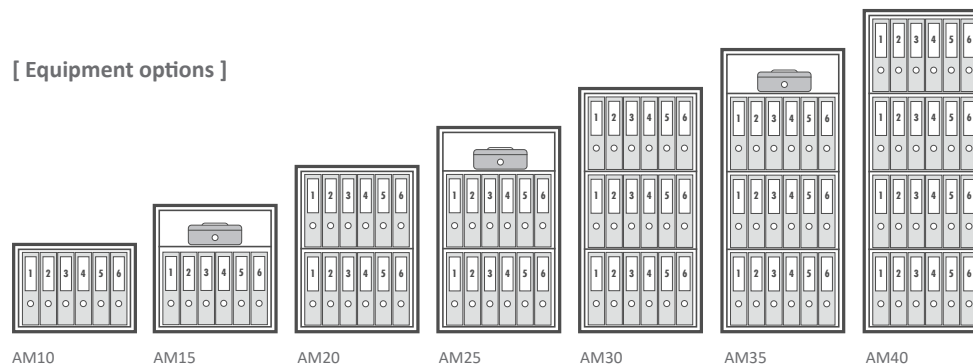
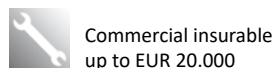
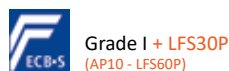
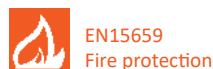
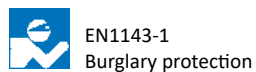




Fig. Safe AP10, hinge right
K-Lock Cawi 2 keys (145 mm), without equipment



Insured amounts
page 04

[Safes]

[Type AP]

In addition to the qualities of the AM safes, the AP series safes offer certified protection against fire. Additional heat absorbent materials and fire and smoke protection seals in the door rebates provide fire protection – tested and certified in grade LFS30P (AP10 - LFS60P).

[Product information]

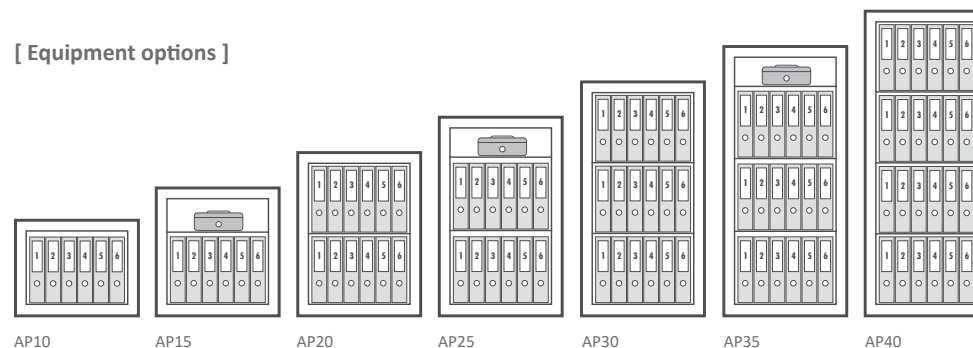
Hinge	DIN right – model designation R option: DIN left
Door opening angle	180°
Body	double-walled, filled with high resistant barrier and heat absorbent materials
Door structure	triple-walled with double rebate, filled with high resistant barrier material and heat absorbent materials, internal boltwork protected by sheets of hardened steel to give extra anti-drill resistance, door rebate fitted with several fire and smoke protection seals
Locking mechanism	three-way moving boltwork with large steel bolts protected by additional emergency re-lockers, continuous fixed full height bolt on the hinge side
Anchoring page 46	prepared for floor and rear wall anchoring anchoring bolts and shields are supplied
Alarm connection	VdS-certified cable channels to allow connection to a burglar alarm system
Colour	inside and outside RAL 7037 dusty grey option: special colour according to RAL
Lock page 42, 43	model designation K – double-bit lock VdS class 1, Cawi 2 keys (145 mm) model designation E – electronic lock VdS class 2, M-Locks EM3520 option: other lock models (primary lock or possible secondary locks)
Equipment page 44	shelf adjustable (height setting 85 mm) option: additional shelf, inside locker, drawer, pull-out shelf, key rack
Accessories page 45	option: alarm switch set, interior lighting

Model	Outside dimensions h x w x d (mm)	Inside dimensions h x w x d (mm)	SH	Volume (l)	Weight (appr. kg)
AP10RK / AP10RE *	474 x 605 x 522	360 x 495 x 310	1	55	180
AP15RK / AP15RE	629 x 605 x 522	515 x 495 x 310	1	79	220
AP20RK / AP20RE	799 x 605 x 522	685 x 495 x 310	1	105	260
AP25RK / AP25RE	969 x 605 x 522	855 x 495 x 310	2	131	305
AP30RK / AP30RE	1139 x 605 x 522	1025 x 495 x 310	2	157	350
AP35RK / AP35RE	1309 x 605 x 522	1195 x 495 x 310	3	183	390
AP40RK / AP40RE	1479 x 605 x 522	1365 x 495 x 310	3	209	435







SH = Shelf



* AP10 fire protection LFS60P

[Equipment options]





-  EN1143-1
Burglary protection
-  VdS
Grade I
-  ECB-S
Grade I
-  VSO
Class EN 1
-  A2P
Class I E
-  DIN
4102 (light fire protection)

-  Domestic insurable
up to EUR 65.000
-  Commercial insurable
up to EUR 20.000

Insured amounts
page 04

Fig. Safe AWS1500, hinge right
E-Lock Cawi Elcom 7238, 3 shelves

Model	Outside dimensions h x w x d (mm)	Inside dimensions h x w x d (mm)	SH	Volume (l)	Weight (appr. kg)
AWS0800RK / AWS0800RE	770 x 790 x 650	720 x 740 x 525	1	280	310
AWS1000RK / AWS1000RE	950 x 790 x 650	900 x 740 x 525	2	350	360
AWS1200RK / AWS1200RE	1130 x 790 x 650	1080 x 740 x 525	2	420	410
AWS1500RK / AWS1500RE	1490 x 790 x 650	1440 x 740 x 525	3	559	510

SH = Shelf

Please add 60 mm to the listed outside depth for mountings.

[Safes]

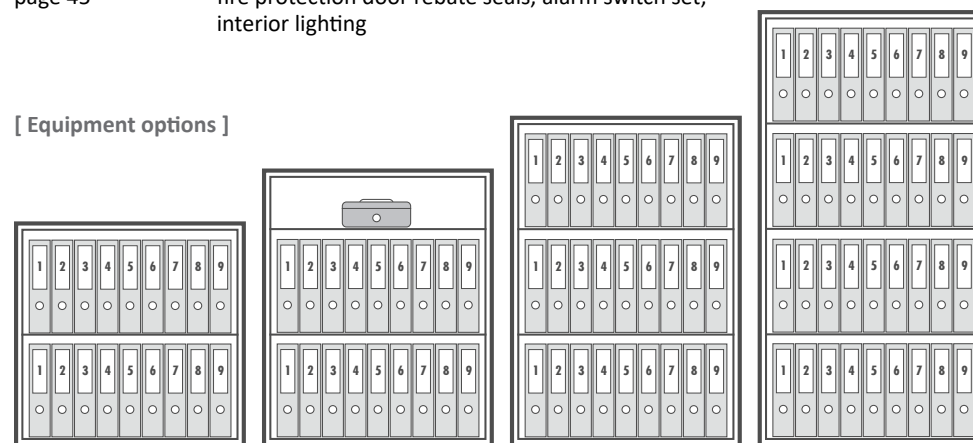
[Type AWS]

AWS series safes offer a roomy interior with relatively low transportation weight. An internal width of 740 mm provides sufficient space to accommodate up to 9 file folders. All models are pre-fitted to enable connection to a burglar alarm system.

[Product information]

- Hinge DIN right – model designation R
option: DIN left
- Door opening angle 180°
- Body double-walled, filled with high resistant barrier material
- Door structure triple-walled, filled with high resistant barrier material, internal boltwork protected by sheets of hardened steel to give extra anti-drill resistance
- Locking mechanism three-way moving boltwork with large steel bolts protected by additional emergency re-lockers, continuous fixed full height bolt on the hinge side
- Anchoring prepared for floor and rear wall anchoring
page 45, 46
anchoring bolts and shields are supplied
option: additional anchoring holes (customer specifies position)
- Alarm connection VdS-certified cable channels to allow connection to a burglar alarm system
- Colour inside and outside RAL 7035 light grey
option: special colour according to RAL
- Lock model designation K – double-bit lock VdS class 1, Cawi 2 keys (95 mm)
page 42, 43
model designation E – electronic lock VdS class 2, M-Locks EM3520
option: other lock models (primary lock or possible secondary locks)
- Equipment shelf adjustable (height setting 60 mm, AWS1500 90 mm)
page 44
option: additional shelf, inside locker
- Accessories option: certified steel plinth to raise the level of the safe,
page 45
fire protection door rebate seals, alarm switch set,
interior lighting

[Equipment options]



AWS0800

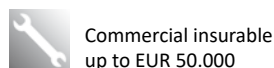
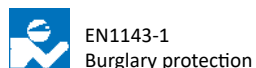
AWS1000

AWS1200

AWS1500



Fig. Safe BG20, hinge right
K-Lock Cawi 2 keys (95 mm), 1 lockable drawer, 1 drawer, 1 shelf



Insured amounts
page 04

[Safes]

[Type BG]

BG series safes are designed for narrow spaces. They provide space to accommodate up to 5 file folders and the option of additional locks to give dual control. Armoured, high resistant barrier material ensures a grade II classification.

[Product information]

Hinge	DIN right – model designation R option: DIN left
Door opening angle	180°
Body	double-walled, filled with armoured, high resistant barrier material
Door structure	triple-walled, filled with armoured, high resistant barrier material, internal boltwork protected by sheets of hardened steel to give extra anti-drill resistance
Locking mechanism	three-way moving boltwork with large steel bolts protected by additional emergency re-lockers, continuous fixed full height bolt on the hinge side
Anchoring page 45, 46	prepared for floor and rear wall anchoring anchoring bolts and shields are supplied option: additional anchoring holes (customer specifies position)
Alarm connection	VdS-certified cable channels to allow connection to a burglar alarm system (from BG15 up)
Colour	inside and outside RAL 7037 dusty grey option: special colour according to RAL
Lock page 42, 43	model designation K – double-bit lock VdS class 1, Cawi 2 keys (95 mm) model designation E – electronic lock VdS class 2, M-Locks EM3520 option: other lock models (primary lock or possible secondary locks)
Equipment page 44	shelf adjustable (height setting 85 mm) option: additional shelf, inside locker, drawer, pull-out shelf, key rack
Accessories page 45	option: certified steel plinth to raise the level of the safe, fire protection door rebate seals, alarm switch set (from BG15 up), interior lighting

Model	Outside dimensions h x w x d (mm)	Inside dimensions h x w x d (mm)	SH	Volume (l)	Weight (appr. kg)
BG10RK / BG10RE	395 x 450 x 442	345 x 400 x 310	1	43	120
BG15RK / BG15RE	565 x 450 x 442	515 x 400 x 310	1	64	150
BG20RK / BG20RE	735 x 450 x 442	685 x 400 x 310	1	85	180
BG25RK / BG25RE	905 x 450 x 442	855 x 400 x 310	2	106	215
BG30RK / BG30RE	1075 x 450 x 442	1025 x 400 x 310	2	127	245
BG35RK / BG35RE	1245 x 450 x 442	1195 x 400 x 310	3	148	280
BG40RK / BG40RE	1415 x 450 x 442	1365 x 400 x 310	3	169	310

SH = Shelf

[Equipment options]

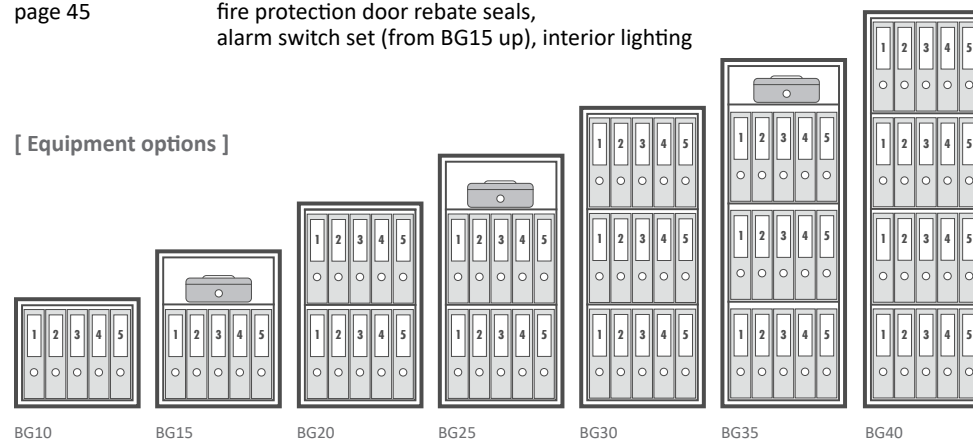





Fig. Safe BM35, hinge right
E-Lock M-Locks EM3520, 1 inside locker, 2 pull-out shelves, 1 shelf

 EN1143-1
Burglary protection

 VdS
Grade II


 ECB-S
Grade II

 VSO
Class EN 2

 A2P
Class II E

 DIN
4102 (light fire protection)

 Domestic insurable
up to EUR 100.000

 Commercial insurable
up to EUR 50.000

Insured amounts
page 04

[Safes]

[Type BM]

BM series safes offer lots of space and the option of additional locks to give dual control. All models are pre-fitted to enable connection to a burglar alarm system. Armoured, high resistant barrier material ensures a grade II classification.

[Product information]

Hinge	DIN right – model designation R option: DIN left
Door opening angle	180°
Body	double-walled, filled with armoured, high resistant barrier material
Door structure	triple-walled, filled with armoured, high resistant barrier material, internal boltwork protected by sheets of hardened steel to give extra anti-drill resistance
Locking mechanism	three-way moving boltwork with large steel bolts protected by additional emergency re-locks, continuous fixed full height bolt on the hinge side
Anchoring page 45, 46	prepared for floor and rear wall anchoring anchoring bolts and shields are supplied option: additional anchoring holes (customer specifies position)
Alarm connection	VdS-certified cable channels to allow connection to a burglar alarm system
Colour	inside and outside RAL 7037 dusty grey option: special colour according to RAL
Lock page 42, 43	model designation K – double-bit lock VdS class 1, Cawi 2 keys (95 mm) model designation E – electronic lock VdS class 2, M-Locks EM3520 option: other lock models (primary lock or possible secondary locks)
Equipment page 44	shelf adjustable (height setting 85 mm) option: additional shelf, inside locker, drawer, pull-out shelf, key rack
Accessories page 45	option: certified steel plinth to raise the level of the safe, fire protection door rebate seals, alarm switch set, interior lighting

Model	Outside dimensions h x w x d (mm)	Inside dimensions h x w x d (mm)	SH	Volume (l)	Weight (appr. kg)
BM10RK / BM10RE	395 x 545 x 442	345 x 495 x 310	1	53	135
BM15RK / BM15RE	565 x 545 x 442	515 x 495 x 310	1	79	170
BM20RK / BM20RE	735 x 545 x 442	685 x 495 x 310	1	105	205
BM25RK / BM25RE	905 x 545 x 442	855 x 495 x 310	2	131	240
BM30RK / BM30RE	1075 x 545 x 442	1025 x 495 x 310	2	157	275
BM35RK / BM35RE	1245 x 545 x 442	1195 x 495 x 310	3	183	310
BM40RK / BM40RE	1415 x 545 x 442	1365 x 495 x 310	3	209	345

SH = Shelf

[Equipment options]

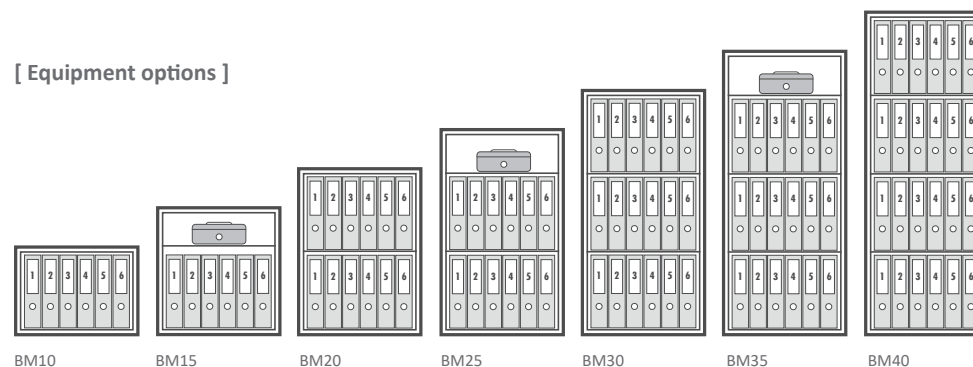
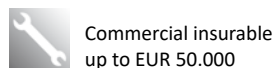
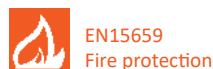
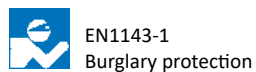




Fig. Safe BP15, hinge right
E-Lock M-Locks 3520, 1 shelf



Insured amounts
page 04

[Safes]

[Type BP]

In addition to the qualities of the BM safes, the BP series safes offer certified protection against fire. Additional heat absorbent materials and fire and smoke protection seals in the door rebates provide fire protection – tested and certified in grade LFS30P (BP10/41 – LFS60P).

[Product information]

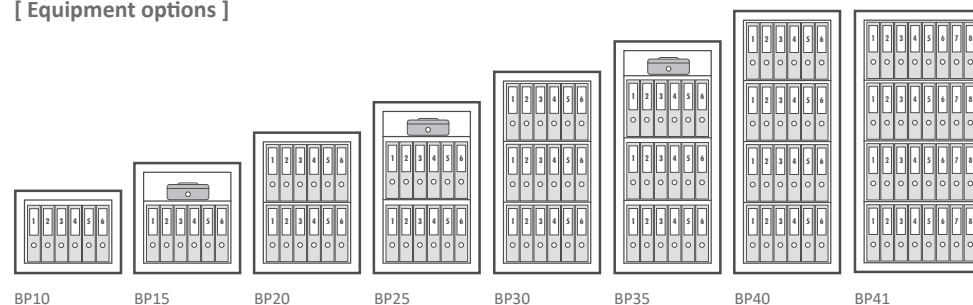
Hinge	DIN right – model designation R option: DIN left
Door opening angle	180°
Body	double-walled, filled with armoured, high resistant barrier and heat absorbent materials
Door structure	triple-walled with double rebate, filled with armoured, high resistant barrier material and heat absorbent materials, internal boltwork protected by sheets of hardened steel to give extra anti-drill resistance, door rebate fitted with several fire and smoke protection seals
Locking mechanism	three-way moving boltwork with large steel bolts protected by additional emergency re-lockers, continuous fixed full height bolt on the hinge side
Anchoring page 46	prepared for floor and rear wall anchoring anchoring bolts and shields are supplied
Alarm connection	VdS-certified cable channels to allow connection to a burglar alarm system
Colour	inside and outside RAL 7037 dusty grey option: special colour according to RAL
Lock page 42, 43	model designation K – double-bit lock VdS class 1, Cawi 2 keys (145 mm) model designation E – electronic lock VdS class 2, M-Locks EM3520 option: other lock models (primary lock or possible secondary locks)
Equipment page 44	shelf adjustable (height setting 85 mm) option: additional shelf, inside locker, drawer, pull-out shelf, key rack
Accessories page 45	option: alarm switch set, interior lighting

Model	Outside dimensions h x w x d (mm)	Inside dimensions h x w x d (mm)	SH	Volume (l)	Weight (appr. kg)
BP10RK / BP10RE *	474 x 605 x 522	360 x 495 x 310	1	55	190
BP15RK / BP15RE	629 x 605 x 522	515 x 495 x 310	1	79	235
BP20RK / BP20RE	799 x 605 x 522	685 x 495 x 310	1	105	280
BP25RK / BP25RE	969 x 605 x 522	855 x 495 x 310	2	131	325
BP30RK / BP30RE	1139 x 605 x 522	1025 x 495 x 310	2	157	375
BP35RK / BP35RE	1309 x 605 x 522	1195 x 495 x 310	3	183	420
BP40RK / BP40RE	1479 x 605 x 522	1365 x 495 x 310	3	209	465
BP41RK / BP41RE *	1479 x 765 x 582	1365 x 655 x 370	3	331	580


SH = Shelf

* BP10/41 fire protection LFS60P

[Equipment options]





 EN1143-1
Burglary protection

 VdS
Grade II


 ECB-S
Grade II

 VSO
Class EN 2

 A2P
Class II E

 DIN
4102 (light fire protection)

 Domestic insurable
up to EUR 100.000

 Commercial insurable
up to EUR 50.000

Insured amounts
page 04

Fig. Safe BWS1000, hinge right
K-Lock Cawi 2 keys (95 mm), 2 shelves

Model	Outside dimensions h x w x d (mm)	Inside dimensions h x w x d (mm)	SH	Volume (l)	Weight (appr. kg)
BWS0800RK / BWS0800RE	770 x 790 x 650	720 x 740 x 525	1	280	340
BWS1000RK / BWS1000RE	950 x 790 x 650	900 x 740 x 525	2	350	395
BWS1200RK / BWS1200RE	1130 x 790 x 650	1080 x 740 x 525	2	420	450
BWS1500RK / BWS1500RE	1490 x 790 x 650	1440 x 740 x 525	3	559	560

SH = Shelf

Please add 60 mm to the listed outside depth for mountings.

[Safes]

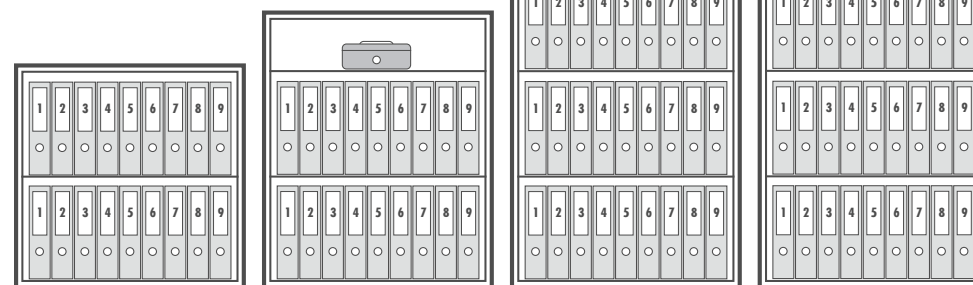
[Type BWS]

BWS series safes offer a roomy interior with relatively low transportation weight. All models are pre-fitted to enable connection to a burglar alarm system. Armoured, high resistant barrier material ensures a grade II classification.

[Product information]

Hinge	DIN right – model designation R option: DIN left
Door opening angle	180°
Body	double-walled, filled with armoured, high resistant barrier material
Door structure	triple-walled, filled with armoured, high resistant barrier material, internal boltwork protected by sheets of hardened steel to give extra anti-drill resistance
Locking mechanism	three-way moving boltwork with large steel bolts protected by additional emergency re-lockers, continuous fixed full height bolt on the hinge side
Anchoring page 45, 46	prepared for floor and rear wall anchoring anchoring bolts and shields are supplied option: additional anchoring holes (customer specifies position)
Alarm connection	VdS-certified cable channels to allow connection to a burglar alarm system
Colour	inside and outside RAL 7035 light grey option: special colour according to RAL
Lock page 42, 43	model designation K – double-bit lock VdS class 1, Cawi 2 keys (95 mm) model designation E – electronic lock VdS class 2, M-Locks EM3520 option: other lock models (primary lock or possible secondary locks)
Equipment page 44	shelf adjustable (height setting 60 mm, BWS1500 90 mm) option: additional shelf, inside locker
Accessories page 45	option: certified steel plinth to raise the level of the safe, fire protection door rebate seals, alarm switch set, interior lighting

[Equipment options]



BWS0800







BWS1000



BWS1200

BWS1500



Fig. Safe CM30, hinge right
K-Lock S+G 2 keys (140 mm), 1 lockable drawer, 1 drawer, 1 pull-out shelf, 1 shelf

-  EN1143-1
Burglary protection
-  VdS
Grade III
-  ECB-S
Grade III
-  VSO
Class EN 3
-  A2P
Class III E
-  DIN
4102 (light fire protection)

-  Domestic insurable
up to EUR 200.000
-  Commercial insurable
up to EUR 100.000

Insured amounts
page 04

[Safes]

[Type CM]

CM series safes fulfil all specifications required of the resistance grade III with minimal exterior dimensions. They offer the option of additional locks to give dual control and all models are pre-fitted to enable connection to a burglar alarm system.

[Product information]

- Hinge DIN right – model designation R
option: DIN left
- Door opening angle 180°
- Body double-walled, reinforced, filled with armoured, high resistant barrier material
- Door structure triple-walled, reinforced, filled with armoured, high resistant barrier material, internal boltwork protected by sheets of hardened steel to give extra anti-drill resistance
- Locking mechanism boltwork with large steel bolts, protected by additional emergency re-lockers, continuous fixed full height bolt on the hinge side
- Anchoring prepared for floor and rear wall anchoring
page 45, 46
anchoring bolts and shields are supplied
option: additional anchoring holes (customer specifies position)
- Alarm connection VdS-certified cable channels to allow connection to a burglar alarm system
- Colour inside and outside RAL 7037 dusty grey
option: special colour according to RAL
- Lock model designation K – double-bit lock VdS class 2, S+G 2 keys (140 mm)
page 42, 43
model designation E – electronic lock VdS class 2, M-Locks EM3520
option: other lock models (primary lock or possible secondary locks)
- Equipment shelf adjustable (height setting 85 mm)
page 44
option: additional shelf, inside locker, drawer, pull-out shelf, key rack
- Accessories option: certified steel plinth to raise the level of the safe,
page 45
fire protection door rebate seals, alarm switch set, interior lighting

Model	Outside dimensions h x w x d (mm)	Inside dimensions h x w x d (mm)	SH	Volume (l)	Weight (appr. kg)
CM15RK / CM15RE	595 x 575 x 495	515 x 495 x 310	1	79	280
CM20RK / CM20RE	765 x 575 x 495	685 x 495 x 310	1	105	335
CM25RK / CM25RE	935 x 575 x 495	855 x 495 x 310	2	131	390
CM30RK / CM30RE	1105 x 735 x 555	1025 x 655 x 370	2	248	565
CM35RK / CM35RE	1275 x 735 x 555	1195 x 655 x 370	3	290	635
CM40RK / CM40RE	1445 x 735 x 555	1365 x 655 x 370	3	331	705

SH = Shelf

[Equipment options]

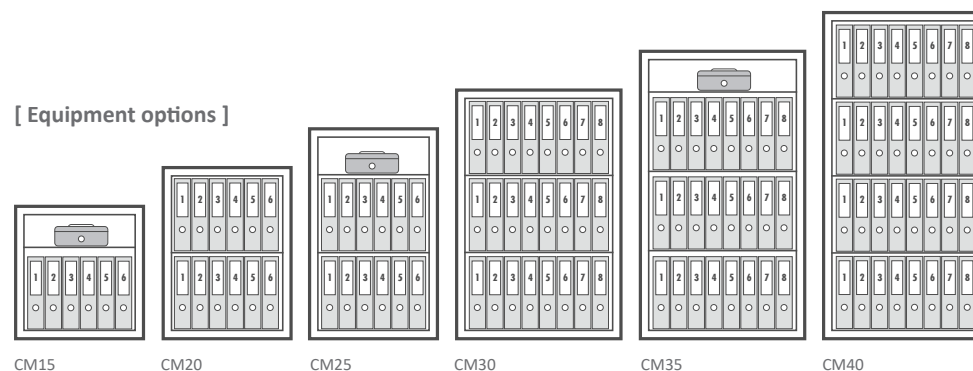







Fig. Safe CP25, hinge right
E-Lock M-Locks EM3520, 2 shelves

 EN1143-1
Burglary protection

 EN15659
Fire protection


 VdS
Grade III

 ECB-S
Grade III + LFS30P

 VSO
Class EN 3

 RAB
Class III E

 Domestic insurable
up to EUR 200.000

 Commercial insurable
up to EUR 100.000

Insured amounts
page 04

[Safes]

[Type CP]

In addition to the qualities of the CM safes, the CP series safes also offer certified protection against fire. Additional heat absorbent materials and fire and smoke protection seals in the door rebates provide fire protection – tested and certified in grade LFS30P.

[Product information]

Hinge	DIN right – model designation R option: DIN left
Door opening angle	180°
Body	double-walled, reinforced, filled with armoured, high resistant barrier and heat absorbent materials
Door structure	triple-walled with double rebate, reinforced, filled with armoured, high resistant barrier material and heat absorbent materials, internal boltwork protected by sheets of hardened steel to give extra anti-drill resistance, door rebate fitted with several fire and smoke protection seals
Locking mechanism	boltwork with large steel bolts, protected by additional emergency re-lockers, continuous fixed full height bolt on the hinge side
Anchoring page 46	prepared for floor and rear wall anchoring anchoring bolts and shields are supplied
Alarm connection	VdS-certified cable channels to allow connection to a burglar alarm system
Colour	inside and outside RAL 7037 dusty grey option: special colour according to RAL
Lock page 42, 43	model designation K – double-bit lock VdS class 2, S+G 2 keys (140 mm) model designation E – electronic lock VdS class 2, M-Locks EM3520 option: other lock models (primary lock or possible secondary locks)
Equipment page 44	shelf adjustable (height setting 85 mm) option: additional shelf, inside locker, drawer, pull-out shelf, key rack
Accessories page 45	option: alarm switch set, interior lighting

Model	Outside dimensions h x w x d (mm)	Inside dimensions h x w x d (mm)	SH	Volume (l)	Weight (appr. kg)
CP15RK / CP15RE	629 x 605 x 522	515 x 495 x 310	1	79	295
CP20RK / CP20RE	799 x 605 x 522	685 x 495 x 310	1	105	350
CP25RK / CP25RE	969 x 605 x 522	855 x 495 x 310	2	131	410
CP30RK / CP30RE	1139 x 605 x 522	1025 x 495 x 310	2	157	465
CP35RK / CP35RE	1309 x 605 x 522	1195 x 495 x 310	3	183	520
CP40RK / CP40RE	1479 x 605 x 522	1365 x 495 x 310	3	209	575

SH = Shelf

[Equipment options]

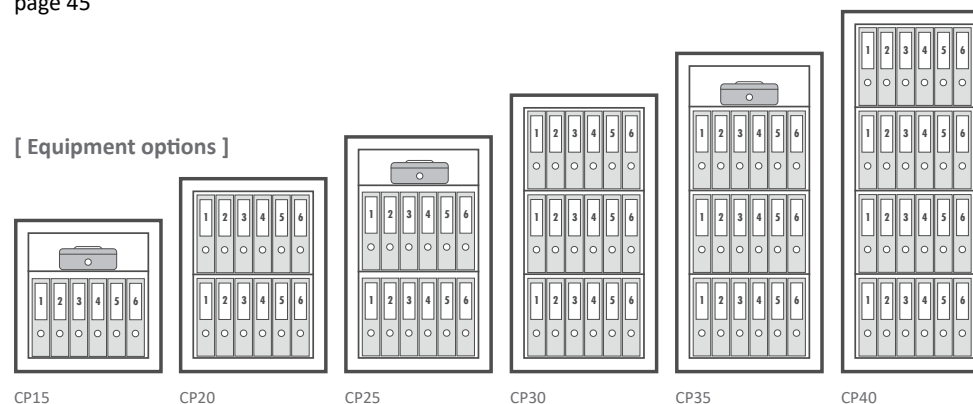













Fig. Safe CWS1901, hinge left
E-Lock La Gard Combogard PRO, 4 shelves

-  **EN1143-1**
Burglary protection
-  **EN15659**
Fire protection (option)
-  **VdS**
Grade III
-  **Grade III**
+ LFS60P (option)
-  **Class EN 3**
-  **Class III E**
-  **4102 (light fire protection)**

-  **Domestic insurable**
up to EUR 200.000
-  **Commercial insurable**
up to EUR 100.000

Insured amounts
page 04

Model	Outside dimensions			Inside dimensions	SH	Volume	Weight
	h x w x d (mm)			h x w x d (mm)		(l)	(appr. kg)
CWS0849RK / CWS0849RE	848 x	645 x	565	695 x 495 x 320	1	110	625
CWS0850RK / CWS0850RE	848 x	810 x	725	695 x 660 x 480	1	220	865
CWS1000RK / CWS1000RE	1003 x	810 x	725	850 x 660 x 480	2	269	1010
CWS1200RK / CWS1200RE	1193 x	810 x	725	1040 x 660 x 480	2	329	1110
CWS1600RK / CWS1600RE	1538 x	810 x	725	1385 x 660 x 480	3	439	1365
CWS1901RK / CWS1901RE	1883 x	810 x	725	1730 x 660 x 480	4	548	1640
CWS1903RK / CWS1903RE	1883 x	1110 x	725	1730 x 960 x 480	4	797	2030
CWS1902K / CWS1902E	1883 x	1110 x	725	1730 x 960 x 480	4	797	2070
CWS1904K / CWS1904E	1883 x	1415 x	725	1730 x 1265 x 480	4	1050	2480

SH = Shelf

Please add 60 mm to the listed outside depth for mountings.

[Safes]

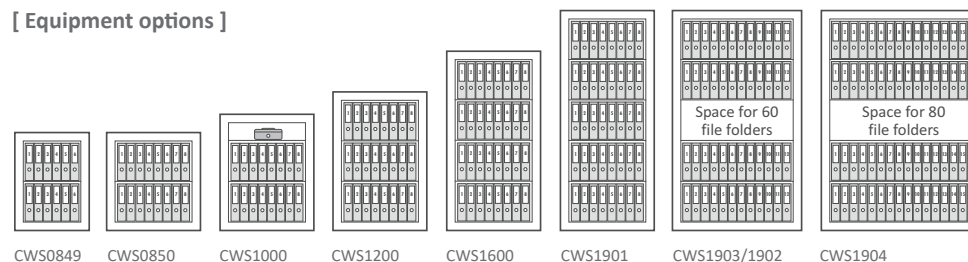
[Type CWS]

A distinctive feature of the CWS series safes is their solid construction plus their size (CWS 1902 and CWS1904 double-doored) and they are available with optional fire protection – tested and certified in grade LFS60P. Safes weighing less than 1.000 kg must be anchored.







[Product information]



- Hinge** DIN right – model designation R (CWS1902, CWS1904 double-doored)
option: DIN left
- Door opening angle** 180°
- Body** double-walled, reinforced, filled with armoured, high resistant barrier material
- Door structure** triple-walled, reinforced, filled with armoured, high resistant barrier material, internal boltwork protected by sheets of hardened steel to give extra anti-drill resistance
- Locking mechanism** three-way moving boltwork with large steel bolts, protected by glass plate with additional emergency re-lockers, fix engaging steel bolts on the hinge side
- Anchoring** fitted for floor anchoring
page 45, 46
anchoring bolts and shields are supplied for CWS0849, CWS0850
option: additional anchoring holes (customer specifies position)
- Alarm connection** VdS-certified cable channels to allow connection to a burglar alarm system
- Colour** outside RAL 7035 light grey + RAL 7045 tele grey1, inside RAL 7035 light grey
option: special colour according to RAL
- Lock** model designation K – double-bit lock VdS class 2, S+G, 1 key guide tube, 2 bits
page 42, 43
model designation E – electronic lock VdS class 2, M-Locks EM3520
option: other lock models (primary lock or possible secondary locks)
- Equipment** shelf adjustable (height setting 69 mm, CWS0849 60 mm)
page 44
option: additional shelf, inside locker
option (from CWS0850 up): drawer, pull-out shelf
- Accessories** option: fire protection door rebate seals, alarm switch set, interior lighting
page 45
- Option** additional certified fire protection LFS60P – except models: CWS0849, CWS1902, CWS1904
bolted version – assembly on site
from Model CWS1000 up (not possible in combination with certified fire protection)

[Equipment options]





-  EN1143-1
Burglary protection
-  EN15659
Fire protection (option)
-  VdS
Grade IV
-  ECB-S
Grade IV
+ LFS60P (option)
-  VSO
Class EN 4
-  DIN
4102 (light fire protection)

-  Domestic insurable
up to EUR 400.000
-  Commercial insurable
up to EUR 150.000

Insured amounts
page 04

Fig. Safe DWS0850, hinge right
E-Lock Kaba Paxos advance Set 1 (keypad) + Set 5, 1 shelf

Model	Outside dimensions h x w x d (mm)		Inside dimensions h x w x d (mm)		SH	Volume (l)	Weight (appr. kg)
DWS0849R	848 x	645 x	565	695 x 495 x 320	1	110	635
DWS0850R	848 x	810 x	725	695 x 660 x 480	1	220	875
DWS1000R	1003 x	810 x	725	850 x 660 x 480	2	269	1030
DWS1200R	1193 x	810 x	725	1040 x 660 x 480	2	329	1150
DWS1600R	1538 x	810 x	725	1385 x 660 x 480	3	439	1405
DWS1901R	1883 x	810 x	725	1730 x 660 x 480	4	548	1680
DWS1903R	1883 x	1110 x	725	1730 x 960 x 480	4	797	2090
DWS1902	1883 x	1110 x	725	1730 x 960 x 480	4	797	2130
DWS1904	1883 x	1415 x	725	1730 x 1265 x 480	4	1050	2550

SH = Shelf

Please add 60 mm to the listed outside depth for mountings.

[Safes]

A distinctive feature of the DWS series safes is their solid construction plus their size (DWS 1902 and DWS1904 double-doored) and they are available with optional fire protection – tested and certified in grade LFS60P. Safes weighing less than 1.000 kg must be anchored.

[Product information]

- Hinge DIN right – model designation R (DWS1902, DWS1904 double-doored)
option: DIN left
- Door opening angle 180°
- Body double-walled, reinforced, filled with armoured, high resistant barrier material
- Door structure triple-walled, reinforced, filled with armoured, high resistant barrier material,
internal boltwork protected by sheets of hardened steel
to give extra anti-drill resistance
- Locking mechanism three-way moving boltwork with large steel bolts,
protected by glass plate with additional emergency re-locks,
fix engaging steel bolts on the hinge side
- Anchoring fitted for floor anchoring
page 45, 46
anchoring bolts and shields are supplied for DWS0849, DWS0850
option: additional anchoring holes (customer specifies position)
- Alarm connection VdS-certified cable channels to allow connection to a burglar alarm system
- Colour outside RAL 7035 light grey + RAL 7045 tele grey1, inside RAL 7035 light grey
option: special colour according to RAL
- Lock safes in grades IV and higher have to be equipped with at least 2 certified locks
page 42, 43
any set of locks (from VdS class 2 up) is possible
- Equipment shelf adjustable (height setting 69 mm, DWS0849 60 mm)
page 44
option: additional shelf, inside locker
option (from DWS0850 up): drawer, pull-out shelf
- Accessories option: fire protection door rebate seals, alarm switch set, interior lighting
page 45
- Option additional certified fire protection LFS60P – except models:
DWS0849, DWS1902, DWS1904
bolted version – assembly on site
from Model DWS1000 up (not possible in combination with certified fire
protection)


[Type DWS]



[Equipment options]





Fig. Safe DWS1200KB, hinge right
2 x N-Lock La Gard 3390VZ (3 wheels), 2 shelves

-  EN1143-1
Burglary protection
-  EN15659
Fire protection (option)
-  VdS
Grade IVKB
-  ECB-S
Grade IVKB
+ LFS60P (option)
-  VSO
Class EN 5
-  DIN
4102 (light fire protection)

-  Domestic insurable
by arrangement
-  Commercial insurable
up to EUR 250.000

Insured amounts
page 04

Model	Outside dimensions h x w x d (mm)		Inside dimensions h x w x d (mm)		SH	Volume (l)	Weight (appr. kg)
DWS0849KBR	848 x	645 x 565	695 x	495 x 320	1	110	635
DWS0850KBR	848 x	810 x 725	695 x	660 x 480	1	220	875
DWS1000KBR	1003 x	810 x 725	850 x	660 x 480	2	269	1030
DWS1200KBR	1193 x	810 x 725	1040 x	660 x 480	2	329	1150
DWS1600KBR	1538 x	810 x 725	1385 x	660 x 480	3	439	1405
DWS1901KBR	1883 x	810 x 725	1730 x	660 x 480	4	548	1680
DWS1903KBR	1883 x	1110 x 725	1730 x	960 x 480	4	797	2090
DWS1902KB	1883 x	1110 x 725	1730 x	960 x 480	4	797	2130
DWS1904KB	1883 x	1415 x 725	1730 x	1265 x 480	4	1050	2550

SH = Shelf

Please add 60 mm to the listed outside depth for mountings.

[Safes]

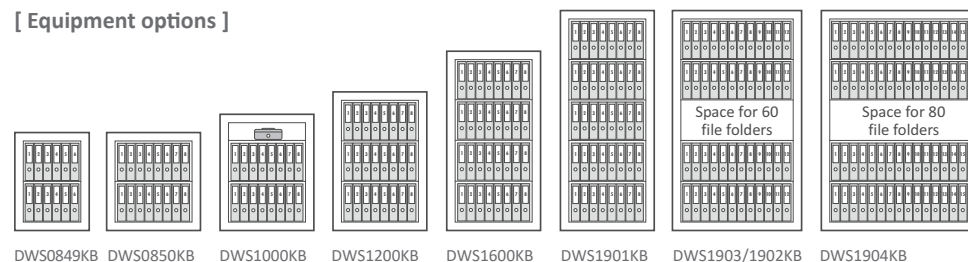
[Type DWSKB]

In addition to the DWS series features, DWSKB series safes provide additional protection against burglars armed with diamond core drills thanks to their special structural wall design. Safes weighing less than 1.000 kg must be anchored.







[Product information]



- Hinge DIN right – model designation R (DWS1902KB, DWS1904KB double-doored)
option: DIN left
- Door opening angle 180°
- Body double-walled, reinforced, with core drill protection, filled with armoured,
high resistant barrier material
- Door structure triple-walled, reinforced, with core drill protection,
with armoured, high resistant barrier material, internal boltwork protected
by sheets of hardened steel to give extra anti-drill resistance
- Locking mechanism three-way moving boltwork with large steel bolts,
protected by glass plate with additional emergency re-locks,
fix engaging steel bolts on the hinge side
- Anchoring fitted for floor anchoring
page 45, 46
anchoring bolts and shields are supplied for DWS0849KB, DWS0850KB
option: additional anchoring holes (customer specifies position)
- Alarm connection VdS-certified cable channels to allow connection to a burglar alarm system
- Colour outside RAL 7035 light grey + RAL 7045 tele grey1, inside RAL 7035 light grey
option: special colour according to RAL
- Lock safes in grades IV and higher have to be equipped with at least 2 certified locks
page 42, 43
any set of locks (from VdS class 2 up) is possible
- Equipment shelf adjustable (height setting 69 mm, DWS0849 60 mm)
page 44
option: additional shelf, inside locker
option (from DWS0850KB up): drawer, pull-out shelf
- Accessories option: fire protection door rebate seals, alarm switch set, interior lighting
page 45
- Option additional certified fire protection LFS60P – except models:
DWS0849KB, DWS1902KB, DWS1904KB
bolted version – assembly on site
from Model DWS1000KB up (not possible in combination with certified fire
protection)

[Equipment options]





-  EN1143-1
Burglary protection
-  EN15659
Fire protection (option)
-  VdS
Grade V
-  ECB-S
Grade V
+ LFS60P (option)
-  VSO
Class EN 5
-  DIN
4102 (light fire protection)

-  Domestic insurable
by arrangement
-  Commercial insurable
up to EUR 250.000

Insured amounts
page 04

Fig. Safe EWS1000, hinge right
2 x K-Lock S+G adjustable each 1 key guide tube 2 bits, 2 shelves

Model	Outside dimensions h x w x d (mm)		Inside dimensions h x w x d (mm)		SH	Volume (l)	Weight (appr. kg)
EWS0849R	848 x	645 x	565	695 x 495 x 320	1	110	665
EWS0850R	848 x	810 x	725	695 x 660 x 480	1	220	935
EWS1000R	1003 x	810 x	725	850 x 660 x 480	2	269	1060
EWS1200R	1193 x	810 x	725	1040 x 660 x 480	2	329	1220
EWS1600R	1538 x	810 x	725	1385 x 660 x 480	3	439	1505
EWS1901R	1883 x	810 x	725	1730 x 660 x 480	4	548	1790
EWS1903R	1883 x	1110 x	725	1730 x 960 x 480	4	797	2230
EWS1902	1883 x	1110 x	725	1730 x 960 x 480	4	797	2270
EWS1904	1883 x	1415 x	725	1730 x 1265 x 480	4	1050	2720

SH = Shelf

Please add 60 mm to the listed outside depth for mountings.

[Safes]

[Type EWS]

EWS series safes are designed for total protection and offer Wertheim's usual level of high security. They are available with optional fire protection – tested and certified according to LFS60P. Safes weighing less than 1.000 kg must be anchored.







[Product information]

- Hinge DIN right – model designation R (EWS1902, EWS1904 double-doored)
option: DIN left
- Door opening angle 180°
- Body double-walled, reinforced, filled with armoured, high resistant barrier material
- Door structure triple-walled, reinforced, filled with armoured, high resistant barrier material,
internal boltwork protected by sheets of hardened steel
to give extra anti-drill resistance
- Locking mechanism three-way moving boltwork with large steel bolts,
protected by glass plate with additional emergency re-locks,
fix engaging steel bolts on the hinge side
- Anchoring fitted for floor anchoring
page 45, 46
anchoring bolts and shields are supplied for EWS0849, EWS0850
option: additional anchoring holes (customer specifies position)
- Alarm connection VdS-certified cable channels to allow connection to a burglar alarm system
- Colour outside RAL 7035 light grey + RAL 7045 tele grey1, inside RAL 7035 light grey
option: special colour according to RAL
- Lock safes in grades IV and higher have to be equipped with at least 2 certified locks
page 42, 43
any set of locks (from VdS class 2 up) is possible
- Equipment shelf adjustable (height setting 69 mm, EWS0849 60 mm)
page 44
option: additional shelf, inside locker
option (from EWS0850 up): drawer, pull-out shelf
- Accessories option: fire protection door rebate seals, alarm switch set, interior lighting
page 45
- Option additional certified fire protection LFS60P – except models:
EWS0849, EWS1902, EWS1904
bolted version – assembly on site
from Model EWS1000 up (not possible in combination with certified fire
protection)

[Equipment options]





-  EN1143-1
Burglary protection
-  EN15659
Fire protection (option)
-  VdS
Grade VKB
-  ECB-S
Grade VKB
+ LFS60P (option)
-  VSO
Class EN 6
-  DIN
4102 (light fire protection)

-  Domestic insurable
by arrangement
-  Commercial insurable
up to EUR 375.000

Insured amounts
page 04

Fig. Safe EWS1600KB, hinge right
E-Lock Kaba Code Combi B, K-Lock S+G 1 key guide tube 2 bits, 1 inside locker, 1 shelf

Model	Outside dimensions h x w x d (mm)		Inside dimensions h x w x d (mm)		SH	Volume (l)	Weight (appr. kg)
EWS0849KBR	848 x	645 x	695 x	495 x	1	110	665
EWS0850KBR	848 x	810 x	695 x	660 x	1	220	935
EWS1000KBR	1003 x	810 x	850 x	660 x	2	269	1060
EWS1200KBR	1193 x	810 x	1040 x	660 x	2	329	1220
EWS1600KBR	1538 x	810 x	1385 x	660 x	3	439	1505
EWS1901KBR	1883 x	810 x	1730 x	660 x	4	548	1790
EWS1903KBR	1883 x	1110 x	1730 x	960 x	4	797	2230
EWS1902KB	1883 x	1110 x	1730 x	960 x	4	797	2270
EWS1904KB	1883 x	1415 x	1730 x	1265 x	4	1050	2720

SH = Shelf

Please add 60 mm to the listed outside depth for mountings.

[Safes]

[Type EWSKB]

In addition to the EWS series features, EWSKB series safes provide additional protection against burglars armed with diamond core drills thanks to their special structural wall design. Safes weighing less than 1.000 kg must be anchored.

[Product information]

- Hinge DIN right – model designation R (EWS1902KB, EWS1904KB double-doored)
option: DIN left
- Door opening angle 180°
- Body double-walled, reinforced, with core drill protection, filled with armoured,
high resistant barrier material
- Door structure triple-walled, reinforced, with core drill protection,
filled with armoured, high resistant barrier material, internal boltwork
protected by sheets of hardened steel to give extra anti-drill resistance
- Locking mechanism three-way moving boltwork with large steel bolts,
protected by glass plate with additional emergency re-lockers,
fix engaging steel bolts on the hinge side
- Anchoring fitted for floor anchoring
page 45, 46
anchoring bolts and shields are supplied for EWS0849KB, EWS0850KB
option: additional anchoring holes (customer specifies position)
- Alarm connection VdS-certified cable channels to allow connection to a burglar alarm system
- Colour outside RAL 7035 light grey + RAL 7045 tele grey1, inside RAL 7035 light grey
option: special colour according to RAL
- Lock safes in grades IV and higher have to be equipped with at least 2 certified locks
page 42, 43
any set of locks (from VdS class 2 up) is possible
- Equipment shelf adjustable (height setting 69 mm, EWS0849 60 mm)
page 44
option: additional shelf, inside locker
option (from EWS0850KB up): drawer, pull-out shelf
- Accessories option: fire protection door rebate seals, alarm switch set, interior lighting
page 45
- Option additional certified fire protection LFS60P – except models:
EWS0849KB, EWS1902KB, EWS1904KB
bolted version – assembly on site
from Model EWS1000KB up (not possible in combination with certified fire
protection)

[Equipment options]



EWS0849KB EWS0850KB EWS1000KB EWS1200KB EWS1600KB EWS1901KB EWS1903/1902KB EWS1904KB



Fig. Swing-in door safe BWP1902



Fig. Wall safe AMS0600



Fig. Swing-in door safe CWP0901



Fig. Deposit safe AM25



Fig. Key safe BG15



Fig. Gun safe VB40

[Solutions on demand]

The extensive product range includes safes for specific application areas. Wall safes, safes with drop-in mechanism, safes with special equipment or solutions that meet customer requests. Wertheim always tries to be flexible and strives to satisfy all customer requirements.

Make your safe unique: Special internal wooden equipment is produced in the company's joinery in Uttendorf (Salzburg), allowing infinite design variations. Unique designs can also be created using a high gloss colour, wood design or individual artist designs.

[Specific safes]

	Burglary protection			
Wall safes	VdS/ECB-S: I	VSÖ: EN 1		[22]
Swing-in door safes	VdS/ECB-S: II/III	VSÖ: EN 2/3	CNPP: III E (Type CWP)	[24]
Deposit safes				[26]
Key safes				[27]
Gun safes			Security classes according to safe type	[28]
Safe deposit safes				[29]
Special safes				[32]



Fig. Safe deposit safe CWS1901




Fig. Exclusive designed safe



Fig. Bespoke safe



 EN1143-1
Burglary protection


 VdS
Grade I

 ECB-S
Grade I

 VSO
Class EN 1

 DIN
4102 (light fire protection)

 Domestic insurable
up to EUR 65.000

 Commercial insurable
up to EUR 20.000

Insured amounts
page 04

Fig. Wall safe AMS0600, hinge right
K-Lock Cawi 2 keys (95 mm), 1 shelf

Model	Outside dimensions h x w x d (mm)	Inside dimensions h x w x d (mm)	SH	Volume (l)	Weight (appr. kg)
AMS0400RK / AMS0400RE	410 x 510 x 380	360 x 460 x 295	1	49	50
AMS0401RK / AMS0401RE	410 x 510 x 230	360 x 460 x 145	1	24	45
AMS0600RK / AMS0600RE	590 x 510 x 380	540 x 460 x 295	1	73	65
AMS0601RK / AMS0601RE	590 x 510 x 230	540 x 460 x 145	1	36	60
AMS0800RK / AMS0800RE	770 x 510 x 380	720 x 460 x 295	1	98	80
AMS0801RK / AMS0801RE	770 x 510 x 230	720 x 460 x 145	1	48	70
AMS1000RK / AMS1000RE	950 x 510 x 380	900 x 460 x 295	2	122	95
AMS1001RK / AMS1001RE	950 x 510 x 230	900 x 460 x 145	2	60	85

SH = Shelf

Please add 10 mm to the listed outside depth for mountings.

[Wall safes]

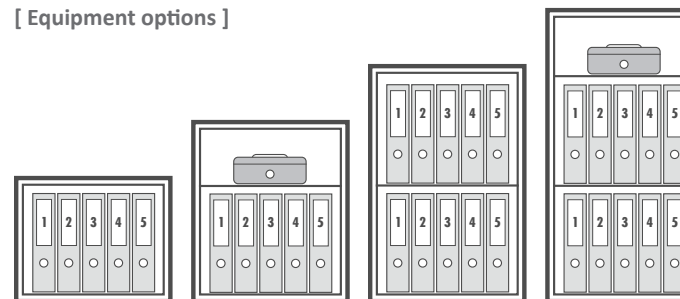
[Type AMS]

AMS series wall safes are designed for installation into suitable masonry. They are set into the wall so that the front (the door) is aligned with the wall and the body is encased with a minimum of 10 cm of concrete. The optional rear wall armouring allows a wall thickness equivalent to the safe depth.

[Product information]

Hinge	DIN right (internal) – model designation R option: DIN left
Door opening angle	95°
Body	hot galvanised steel plate construction to resist corrosion
Door structure	triple-walled, massive steel design, internal boltwork protected by sheets of hardened steel to give extra anti-drill resistance
Locking mechanism	three-way moving boltwork with large steel bolts protected by additional emergency re-lockers, continuous fixed full height bolt on the hinge side
Colour	inside and outside RAL 7035 light grey (powder coated)
Lock page 42, 43	model designation K – double-bit lock VdS class 1, Cawi 2 keys (95 mm) model designation E – electronic lock VdS class 2, M-locks EM3520 option: other lock models (primary lock or possible secondary lock)
Equipment page 44	shelf adjustable (height setting 80 mm) option: additional shelf option (only at models with outside depth 380 mm): inside locker
Accessories page 45	option: rear wall armor, interior lighting
Note	models AMS0401, AMS0601, AMS0801, AMS1001 do not offer enough depth for file folders DIN A4, one file folder can be stored behind the door

[Equipment options]



AMS0400

AMS0600

AMS0800

AMS1000

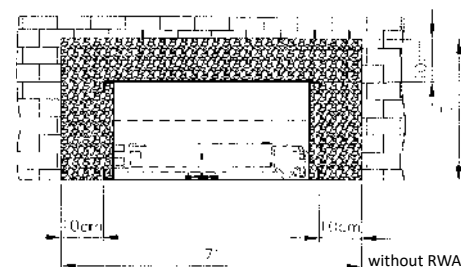
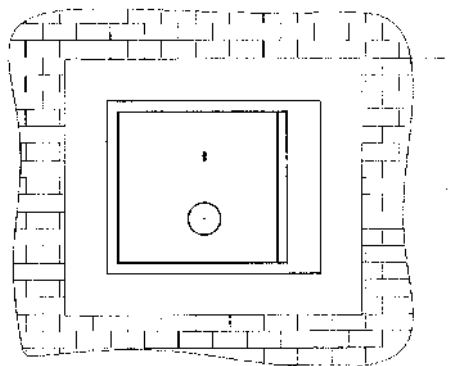
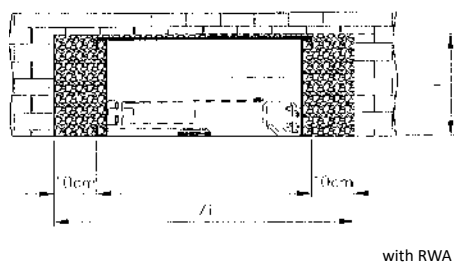
[Installation of the wall safes]

The wall safe has to be installed so that it is surrounded by at least 10 cm of concrete on all sides. The necessary thickness of concrete may be reduced in depth dimension, as long as the safe is equipped with a rear wall armor plate. The indicated wall opening depth is thus related to the minimum wall thickness.

Minimum wall opening

Model	with RWA*	without RWA*
AMS0400	61 x 71 x 39	61 x 71 x 48
AMS0401	61 x 71 x 24	61 x 71 x 33
AMS0600	79 x 71 x 39	79 x 71 x 48
AMS0601	79 x 71 x 24	79 x 71 x 33
AMS0800	97 x 71 x 39	97 x 71 x 48
AMS0801	97 x 71 x 24	97 x 71 x 33
AMS1000	115 x 71 x 39	115 x 71 x 48
AMS1001	115 x 71 x 24	115 x 71 x 33

* RWA = rear wall armor plate – height x width x depth (cm)



Position the wall safe **centrally in the mounting opening**, making sure that there is at least 10 cm space between the safe walls and the masonry.

Please consider

- the direction the door opens
- the front must be mounted flush with the surface of the surrounding masonry
- the horizontal and vertical positioning of the wall safe – the open door must not swing under its own weight but not scrape the frame while closing – the boltwork is easy to operate
- centrally install and wedge the shelf to prevent the safe walls from being pushed inward by the pressure of the concrete
- protect the front of the safe with plastic foil
- arrange the formwork in a way that brings the safe front flush with the concrete filling – leave an opening free on top of the formwork

Concrete C30/37 (B400) preparation

Instructions:

2 parts washed gravel 0-12 mm

1 part cement, e.g. CEM II 42,5 R (PZ 375)

Add water as needed, until you have a soft mixture of concrete. Concrete of the correct viscosity should flow slowly when poured.

Processing:

Mix gravel and cement dry in a concrete mixer. Add water until you have the desired consistency. Mix for about 3 minutes.

Filling

Pour concrete through the prepared cast opening. Shake the concrete by hammering against the formwork to get rid of air pockets. Wait at least 48 hours before removing the formwork.

Clean the safe of the concrete remnants. Dry out the safe by keeping the door open.

Protection from tampering:

If the mounting place is an unguarded construction site, the door can be removed and kept in a secure location. To remove the door, open it to a 90° angle and loosen the two screws on the door hinge. Slide down the small metal plate (lifting protection). Next lift up the door about 10 mm and pull it forward out of the frame. Please note: The door constitutes about 80 % of the safe's total weight.

After the concrete dries, reinstall the door. Push the small protection plate up and screw it tightly. If necessary, lubricate the door hinges with a few drops of bicycle oil.

Tips

- choose a mounting height that will make the operating of the locking system as easy as possible
- there must be sufficient insulation in the outer walls during mounting to avoid water condensation (for example, 3 cm styrofoam)
- chimney walls are not suitable for mounting locations
- the area under stairs often offers sufficient wall thickness for a suitable mounting location
- areas of additional wall reinforcement (making walls thicker) may offer suitable mounting locations
- recommendation: for locations with wall reinforcements, there should be 20 cm of concrete C30/37 (B400) on all sides
- wall safes are top-heavy – the opening of an unassembled wall safe creates the risk of the safe tipping over








-  EN1143-1
Burglary protection
-  VdS
Grade II
-  ECB-S
Grade II
-  VSO
Class EN 2
-  DIN
4102 (light fire protection)
-  Domestic insurable
up to EUR 100.000
-  Commercial insurable
up to EUR 50.000
- Insured amounts
page 04

Fig. Swing-in door safe BWP1902, double-doored, special colour RAL 7016 anthracite grey
E-Lock La Gard Combogard PRO, 60 deposit boxes with electronic cylindric lock

[Swing-in door safes]

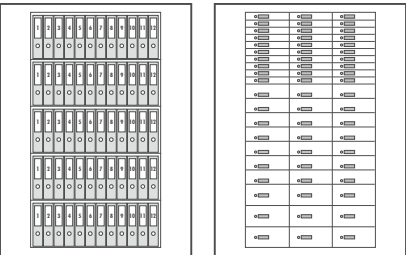
[Type BWP]

BWP series safes are fitted with swing-in doors. They are ideal for facilities (e.g. deposit boxes) where doors remain open during working hours and doors do not hinder. This safe does not have to be anchored.

[Product information]

Hinge	double-doored
Door opening	swing-in doors – upon opening, the doors slide into the side of the safe, leaving the area in front of the safe completely free – several safes can be positioned next to each other in a row, without open doors interfering each other
Body	triple-walled, filled with armoured, high resistant barrier material
Door structure	triple-walled, with armoured, high resistant barrier material, internal boltwork protected by sheets of hardened steel to give extra anti-drill resistance
Locking mechanism	three-way moving boltwork with large steel bolts protected by additional emergency re-locks, continuous fixed full height bolt on the hinge side
Anchoring page 45, 46	fitted for floor anchoring option: additional anchoring holes (customer specifies position)
Alarm connection	VdS-certified cable channels to allow connection to a burglar alarm system
Colour	inside and outside RAL 7035 light grey option: special colour according to RAL
Lock page 42, 43	model designation K – double-bit lock VdS class 1, Cawi 2 keys (95 mm) model designation E – electronic lock VdS class 2, M-locks EM3520 option: other lock models (primary lock or possible secondary lock)
Equipment page 44	option: shelf, inside locker, drawer, pull-out shelf, deposit boxes (upon request)
Accessories page 45	option: alarm switch set, interior lighting

[Equipment options]








BWP1902 with shelves



BWP1902 with deposit boxes

Model	Outside dimensions h x w x d (mm)	Inside dimensions h x w x d (mm)	Volume (l)	Weight (appr. kg)
BWP1902K / BWP1902E	1864 x 1416 x 688	1730 x 960 x 563	935	1250

Please add 20 mm to the listed outside depth for mountings.



-  EN1143-1
Burglary protection
-  VdS
Grade III
-  ECB-S
Grade III
-  VSO
Class EN 3
-  A2P
Class III E
(except K-Lock Secu)
-  DIN
4102 (light fire protection)

-  Domestic insurable
up to EUR 200.000
-  Commercial insurable
up to EUR 100.000

Insured amounts
page 04

Fig. Swing-in door safe CWP0901, hinge right
K-Lock Secu 2 keys (125 mm), 1 lockable drawer, 2 pull-out shelves

[Cashier equipment Inkiess 880PL]

Cashier equipment consists of coin trays, coin and note boxes, full details upon request.



Fig. Cashier equipment Inkiess 880PL

Model	Outside dimensions		Inside dimensions		Volume	Weight
	h x w x d (mm)		h x w x d (mm)		(l)	(appr. kg)
CWP0651RK / CWP0651RE	648 x	850 x 754	486 x 514 x 590		147	515
CWP0901RK / CWP0901RE	878 x	850 x 754	716 x 514 x 590		217	635
CWP0652K / CWP0652E	648 x	1308 x 754	486 x 820 x 590		235	730
CWP0902K / CWP0902E	878 x	1308 x 754	716 x 820 x 590		346	890

Please add 20 mm to the listed outside depth for mountings.

[Swing-in door safes – desk safes]

[Type CWP]

CWP series safes are fitted with swing-in doors and make working with the door open easy. The dimensions are chosen to enable an installation under a desk making it ideal for use in small areas.

[Product information]

- Hinge DIN right – model designation R (CWP0652, CWP0902 double-doored)
- Door opening swing-in doors – upon opening, the doors slide into the side of the safe, leaving the area in front of the safe completely free – several safes can be positioned next to each other in a row, without open doors interfering each other
- Body triple-walled, reinforced, filled with armoured, high resistant barrier material
- Door structure triple-walled, reinforced, filled with armoured, high resistant barrier material, internal boltwork protected by sheets of hardened steel to give extra anti-drill resistance
- Locking mechanism three-way moving boltwork with large steel bolts protected by additional emergency re-lockers, continuous fixed full height bolt on the hinge side
- Anchoring page 45, 46 fitted for floor anchoring
anchoring bolts and shields are supplied
option: additional anchoring holes (customer specifies position)
- Alarm connection VdS-certified cable channels to allow connection to a burglar alarm system
- Colour inside and outside RAL 7035 light grey
option: special colour according to RAL
- Lock page 42, 43 model designation K – double-bit lock VdS class 2, Secu 2 keys (125 mm)
model designation E – electronic lock VdS class 2, M-locks EM3520
option: other lock models (primary lock or possible secondary lock)
- Equipment page 44 option: lockable drawer, pull-out shelf, cashier equipment Inkiess
lowest pull-out shelf with automatic push-out (100 mm)
- Accessories page 45 option: alarm switch set, interior lighting
- Option electronic drawer control,
version multisafe certified in accordance with VdS 2450 grade III (SE105301)

[Electronic drawer control]

Fig. keypad input unit



Swing-in door safes, equipped with electronic controlled drawers, take today's requests of modern bank organisation into account. Different access entitlements to the safe facilities can be organized and changed any time in a very simple way.

The operation of the drawers as well as programming the opening codes is possible via keypad input unit with a 4-digit code on an easy to read display. The keypad is built in even into the desktop.

- Unlocking a drawer by input of a 4-digit, programmable opening code
- Individual drawers have facility of time delayed opening
- Adjustable drawer activation time
- Attack alarm activation which allows the drawer opening by input of the attack/duress alarm



Fig. Deposit safe AM25, hinge right
E-Lock M-Locks EM3520, without equipment, drop-in equipment LBE150 front and center



Burglary protection
according to safe type



according to safe type



4102 (light fire protection)



Domestic insurable
according to safe type



Commercial insurable
according to safe type

Insured amounts
page 04

[Drop-in equipment LBE150]

Construction	massive steel structure with security blocking system
Weight	appr. 28 kg
Position	front, back, back protruding or upon request
Colour	inside and outside RAL 7037 dusty grey (always ident with safe colour) option: special colour according to RAL
Lock	cylinder lock with 5 keys option: further keys upon request
Drop-in goods	flexible envelopes max. DIN A4, max. 15 mm thick or cassettes with max. size 240 x 180 x 60 mm
Accessories	option: zipp-bag, cassette



Fig. Zipp-bag

[Deposit safes – drop in safes]

Safes with drop-in equipment offer a simple and secure depositing of e.g. daily cash receipts and are mainly used if more than one person deposit values (e.g. petrol stations, fast food and convenience stores).

- Drop-in goods (e.g. zipp-bag) are deposited through the drop-in flap into the safe.
- A security anti-fishing device prevents the later removal of a deposited bag.
- The deposited bags can only be removed by the manager of the safe.

[Product information]

All Wertheim standing safes in grade I, II and III can be equipped with a drop-in mechanism LBE150. According to the requested insurance class (see page 04 – resistance class burglary protection VSÖ-VVO) and the capacity of bags, the right safe can be chosen. Please note, that deposit safes are certified according to security class VSÖ – all other certifications expire due to the opening of the drop-in mechanism. VDMA-safes with drop-in mechanism are delivered without certification label. The overview to all safes you can find on page 03.

[Example deposit safe AM25RE]

Security class	burglary protection according to EN1143-1, VSÖ: Class EN 1
Hinge	DIN right – model designation R option: DIN left
Door opening angle	180°
Body	double-walled, filled with high resistant barrier material
Door structure	triple-walled, filled with high resistant barrier material, internal boltwork protected by sheets of hardened steel to give extra anti-drill resistance
Locking mechanism	three-way moving boltwork with large steel bolts, protected by additional emergency re-lockers, continuous fixed full height bolt on the hinge side
Anchoring page 45, 46	prepared for floor and rear wall anchoring anchoring bolts and shields are supplied option: additional anchoring holes (customer specifies position)
Alarm connection	VdS-certified cable channels to allow connection to a burglar alarm system
Colour	inside and outside RAL 7037 dusty grey option: special colour according to RAL
Lock page 42, 43	model designation E – electronic lock VdS class 2, M-locks EM3520 option: other lock models (primary lock or possible secondary locks)
Equipment	it is recommended to install no internal equipment in deposit safes
Accessories page 45	option: certified steel plinth to raise the level of the safe, fire protection door rebate seals, alarm switch set, interior lighting
Drop-in position	front and center option: on the back, on the back protruding, other options upon request
Maximum volume	subject to bag filling, position of drop-in equipment etc.



Fig. Key safe AM15, hinge right
K-Lock Cawi 2 keys (95 mm), 5 shelves - 50 key racks - 400 key hooks



Burglary protection
according to safe type



Fire protection
according to safe type



Domestic insurable
according to safe type



Commercial insurable
according to safe type

Insured amounts
page 04

[Key rack]

Hook colour	black
Mounting	with swivel mount
Labeling	Remove side plug, pull out and label the paperstrip



Fig. Key rack with 8 hooks

[Key safes]

Key safes are used for secure and organised key storage and are available in different security classes. The fully extendable boards run on rails and enable convenient use.

[Product information]

According to the requested security class (see page 04) and the number of keys to be stored, the right safe can be chosen. Information to the safes are available on the respective detail type pages (overview of safes see page 03).

Possible safe types/models for key safe equipment:

AG, BG, VB, VBE	Key hooks	Key racks (each 8 hooks)	Boards	Weight of key safe equipment (appr. kg)
AG10, BG10, VBE10	192	24	4	13
AG15, BG15, VB15, VBE15	320	40	4	17
AG20, BG20, VB20	448	56	4	20
AG25, BG25, VB25	576	72	4	24
AG30, BG30, VB30	704	88	4	27

AM, BM, AP, BP, CP	Key hooks	Key racks (each 8 hooks)	Boards	Weight of key safe equipment (appr. kg)
AM10, BM10, AP10, BP10	240	30	5	16
AM15, BM15, AP15, BP15, CP15	400	50	5	21
AM20, BM20, AP20, BP20, CP20	560	70	5	25
AM25, BM25, AP25, BP25, CP25	720	90	5	30
AM30, BM30, AP30, BP30, CP30	880	110	5	34

CM	Key hooks	Key racks (each 8 hooks)	Boards	Weight of key safe equipment (appr. kg)
CM15	400	50	5	21
CM20	560	70	5	25
CM25	720	90	5	30
CM30	1540	154 *	7	57

* Key rack each 10 hooks

The shown data are for full utilization of the safe height with key safe equipment (key safe equipment up to safe ceiling).

Please note, that key safes do not allow an alarm connection/alarm switch set and no using of additional key racks inside the safe door.

To use the key safe equipment note the necessary safe distance to the wall (hinge side):

AG, BG:	300 mm	AM, BM:	375 mm	CM 15-25:	360 mm
VB, VBE:	85 mm	AP, BP, CP:	325 mm	CM 30-40:	475 mm

Upon request a key safe equipment can be combined with other equipment (e.g. shelf, drawer, pull-out shelf, inside locker).



Burglary protection
according to safe type



4102 (light fire protection)



Domestic insurable
according to safe type



Commercial insurable
according to safe type

Insured amounts
page 04

Fig. Gun safe VB40, hinge right
K-Lock Cawi 2 keys (95) mm, gun safe equipment WT3

[Equipment details]

Holder at gun barrel	internal steel partition which offers an additional storage area, edge protection for the gun barrel made of rubber, adjustable height, possibility to fix strap
Holder at rifle butt	the guns are securely fixed into position, the predefined spaces prevent rubbing of the rifle butts, the holders are open to the front, and allow different gun types and simple handling
Lockable drawer for ammunition	steel construction, outside height: 100 mm, inside height (usable height): 80 mm, the drawer is fixed onto a pull-out rail to make access easier

[Gun safes]

Gun safes are used for secure and responsible storage of guns and ammunition and are offered in different security classes.
The gun safes offer storage for 3 to 5 guns.

[Product information]

According to the requested security class (see page 04) and the number of guns, which should be stored, the right safe can be chosen. Information to the safes are available on the respective detail type pages (overview of safes see page 03).

Possible safe types/models for gun safe equipment:

AG, BG, VB	Gun safe equipment	Weight of gun safe equipment (appr. kg)
AG40, BG40, VB40	WT3	16
AG40, BG40, VB40	WT5	10

[Gun safe equipment WT3]

- Holders for 3 guns (max. 1230 mm)
- Lockable drawer for ammunition
(inside height: 80 mm)
- Separating wall and 3 shelves
- The inside of the safe door is fitted with
holders for cleaning rods

[Gun safe equipment WT5]

- Holders for 5 guns (max. 1230 mm)
- Lockable drawer for ammunition
(inside height: 80 mm)
- The inside of the safe door is fitted with
holders for cleaning rods, key rack, 2 storage
compartments



Fig. Gun safe equipment WT3



Fig. Gun safe equipment WT5



Burglary protection
according to safe type



Fire protection (option)
according to safe type



Domestic insurable
according to safe type



Commercial insurable
according to safe type

Insured amounts
page 04

Fig. Safe deposit safe DWS1902S, double-doored
E-Lock Kaba Paxos advance Set 1 (keypad) + Set 5, 2 inside lockers, 48 deposit boxes



Lock SSM140
Magnetic lock
mechanical



Lock SSM120
Cylindric lock
mechanical



Lock SSE120
Cylindric lock
electronic

[Standard safe boxes]

Locking device	each box has a double lock there is one bank lock (control lock) equal for the whole installation and one customer lock for each of the box doors
Lock	magnetic lock or cylindric lock (mechanical / electronic)
Key	for each installation 2 bank keys and 2 customer keys for each safe box
Surface	natural aluminium design, box numbers are engraved, option: other designs

[Safe deposit safes]

Safes with built in deposit boxes are produced in different resistance grades. The deposit boxes are customized in blocks. If desired, the arrangement of the box sizes within the block level can be chosen in 50 mm steps. Unrestricted access to the deposit boxes is possible once the door has been opened to at least 90°.

[Product information of the safes]

All Wertheim safes in resistance grade VdS III-VKB (types CWS, DWS, DWSKB, EWS, EWSKB) are prepared for the installation of safe deposit boxes. Model selection depends upon the required insurance class (see page 04). Safe deposit safes in VdS grade I or II upon request.

Information to safes CWS, DWS, DWSKB, EWS, EWSKB are available on the respective detail pages from page 16.

Please note that for safes with safe deposit boxes, 55 mm must be added to the specified external width for models with one hinge, and 110 mm must be added to the specified external width for double-doored models. Furthermore, the weights of safe deposit boxes are not included in the shown safe weights. Models with safe deposit boxes installed are indicated in the model name by an additional S.

[Example safe deposit safe DWS1902S]

Security class	burglary protection EN1143-1, VdS: Grade IV, ECB-S: Grade IV, VSÖ: Class EN 4
Hinge	double-doored
Door opening angle	180°
Body	double-walled, reinforced, filled with armoured, high resistant barrier material
Door structure	triple-walled, reinforced, filled with armoured, high resistant barrier material, internal boltwork protected by sheets of hardened steel to give extra anti-drill resistance
Locking mechanism	three-way moving boltwork with large steel bolts, protected by glass plate with additional emergency re-lockers, fix engaging steel bolts on the hinge side
Alarm connection	VdS-certified cable channels to allow connection to a burglar alarm system
Colour	outside RAL 7035 light grey + RAL 7045 tele grey1, inside RAL 7035 light grey option: special colour according to RAL
Lock	E-Lock Kaba Paxos advance Set 1 (keypad) + Set 5
page 42, 43	option: other lock combinations
Equipment	2 inside lockers, 360 mm high 48 deposit boxes with magnetic locks
page 44	
Accessories	option: fire protection door rebate seals, alarm switch set, interior lighting
page 45	



Fig. Safe cassette
also suitable for storing DIN folders and envelopes (DIN C4 format)!

[Safe deposit boxes]

Box size	Box inner dimensions	Cassette dimensions	Box volume
	h x w x d (mm)	h x w x d (mm)	
1	48,5 x 265 x 413	43 x 250 x 355	5,3
2	98,5 x 265 x 413	93 x 250 x 355	10,8
3	148,5 x 265 x 413	143 x 250 x 355	16,2
4	198,5 x 265 x 413	193 x 250 x 355	21,7

Please add 30 mm to the listed cassette depth for cassette handle.

[Deposit box blocks LSN]

Suitable for safes	CWS, DWS, DWSKB, EWS, EWSKB (see pages 16-20)
Types	1600 without inside locker 1901 - 1904 with inside locker

[Deposit box blocks LSH]

Suitable for safes	CWS, DWS, DWSKB, EWS, EWSKB (see pages 16-20)
Types	1901 - 1904 without inside locker

Box divisions for safes VdS grade I or II upon request.

[Standard models]

20 Boxes	16 Boxes	14 Boxes	12 Boxes	24 Boxes	20 Boxes	18 Boxes	16 Boxes
LSN0020	LSN0016	LSN0014	LSN0012	LSH0024	LSH0020	LSH0018	LSH0016

There is the possibility to place different deposit box blocks in one safe – other box divisions also possible.

[Safe deposit safes]

[Electronic safe deposit box control unit]

Electronic safe deposit boxes are produced in same design and size like mechanical boxes. Wertheim offers with the electronic safe deposit box control unit a complete management software package for the rental of safe deposit boxes, which satisfies all technical and security demands. Further information on administration software and access control systems see page 31.

[Standard]

Locking device	each box has a double lock one customer lock for each box door and one electronically remote controlled bank lock
Lock	deposit box lock with cylinder and electronically remote controlled bank lock (SSE120)
Key	for each installation 2 bank keys (mechanical emergency lock) and 2 customer keys for each safe box
Control unit	the electronic components, designed by Wertheim, monitors and operates the installation permanently, so it is possible for the bank operator to control each locker by PC
Surface	natural aluminium design, box numbers are engraved option: other designs

[Advantages of the safe deposit box lock SSE120]

Exchange	the customer lock can be easily replaced by a new cylindric lock
Locking change	the replacement of the customer lock is done without dismounting the complete lock – bank lock and electronics stay in function
Emergency opening	this process is done without destroying complete lock and safe door
Locking system	the customer cylinder could be sold to the safe box renter or the renter supplies a fitting cylinder of his locking system the bank emergency lock can be integrated in the locking system of the bank
Variety	all boxes are built to the same standard/profile which gives more variety to the customers choice of locks, e.g. cylinder, magnetic or turn key
Economic efficiency	because we are not tied to any one lock producer, we are free to use our buying power to source in the most economical way
Innovation	we at Wertheim are continually striving to offer the best locks available at the best possible price, we work closely with our main lock suppliers to try to find even better products to match our innovative range of locks



Fig.
Administration
software
Safe-Service

Fig.
Access control
(magnetic card, Legic,
Mifare or RFID)

Fig.
Access control
Fingerprint-Terminal

All instructions on the displays
are shown in the respective language.

Fig. Administration and access



Safe-Service 6.0 is available in three versions:

■ Standard

- ☐ No client data
- ☐ Electronic monitoring and control
- ☐ Detailed logs

■ Professional

- ☐ Functionality from standard version
- ☐ Contractual / Client data
- ☐ Self access through finger
- ☐ Customizable documents

■ Premium

- ☐ Functionality from professional version
- ☐ Invoicing: payment slip and direct debit, SEPA support
- ☐ Reminders

For further information please ask for our special documentation or arrange a meeting with our sales team.

[Safe deposit safes]

[Access control-terminals]

Wertheim uses fingerprint scanning devices or card reading devices (magnetic card, Legic or Mifare) for the self-service operation of safe deposit boxes, guaranteeing the highest level of security in controlling access when used in connection with Safe-Service user software for deposit box applications.

Registering safe deposit box customers is fast, easy and requires no specialist knowledge. Registered safe deposit box customers are identified in less than one second. Access is approved following successful identification by the system.

[Administration software Safe-Service]

Safe-Service is the PC software to administrate safe deposit boxes in an easy way. The box rental is performed in logical steps and facilitates the printing out of rental contracts and invoices. Even the administration of key deposits, statistics and all other functions are catered for.

Safe Service can also be used as a stand alone system or in connection with the electronics that control the individual safe deposit boxes.

[Safe-Service 6.0]

- webbased application
- electronic control and monitoring up to 65.000 boxes per installation
- one central database for all branches
- scalable – one or multiple branches
- secure (SSL, HTTPS)
- customized solutions possible
- multiple languages (option)
- interoperable – client data can be downloaded or uploaded from external systems (integration with CRM and SAP Systems, user profiles and rights can be automatically updated (LDAP), no redundant data entry and maintenance)
- automatic follow-up invoices and correspondence incl. automatic debiting for direct debit customers using SEPA format (XML) (european standard for money transactions)
- logging of all customer rental safe deposit boxes data (access, contract extensions, termination etc.)
- electronic record of signatures or pictures by webcam and display of those data possible
- statistical analysis



Fig. Special construction with special equipment – two safes one above the other with drop-in mechanism



Fig. Safe with internal wood equipment



Fig. Special construction with individual equipment – compartments for cash drawers and deposit safe for removal by cash transporters



Fig. Safe with high gloss colour and refined fittings – packed in special wooden boxes for secure transportation

[Special safes]

In addition to our standard range, Wertheim offers special solutions.

[Designer safes]

Exclusive painting, unique artist designs, special internal wood equipment, etc. Wertheim makes every effort to satisfy all customer requests and requirements.

[Special safes]

Bespoke solutions for financial institutions or individual safes for stores in various business sectors supplement the standard Wertheim range.

As an expert for special solutions, Wertheim takes great care in satisfying the specific needs of its customers. System solutions are often developed in close cooperation with clients. Whether it is special dimensions, special user-friendly internal configurations or customer-specific locking systems – the Wertheim technical team is able to create special safes to meet different customer requirements.

For more information please ask for our special documentation or arrange a meeting with our sales team.



Fig. Bolted safe, ready to assemble on site




Fig. Unique artist design – see also www.immerland.at



Fig. VB20



Fig. VA10



Fig. VBE05



Fig. VA15



Fig. VB25



Fig. ZAT11



Fig. ZLT11



Fig. ZHT11



Fig. ZHT12

[Protecting valuables against theft]

Our safety boxes are manufactured in accordance with the VDMA-regulations, to give protection for documents, cash and valuables. We recommend to clarify the insured amount with your broker or insurer.

Trade types ZAT, ZLT, ZHT: These models are not officially recognised by insurers but contents may be covered within the household insurance.

[Safety boxes]

Burglary protection

Type VA	Furniture safes	VDMA-A	[34]
Type VBE	Furniture safes	VDMA-B	[35]
Type VB	Furniture safes	VDMA-B	[36]
Type ZAT	Small safes		[37]
Type ZLT	Laptop safes		[37]
Type ZHT	Hotel safes		[38]



VDMA 24992
Burglary protection



Security level A



Domestic insurable
up to EUR 2.500



Commercial insurable
up to EUR 2.500

Insured amounts
page 04

Fig. Furniture safe VA03, hinge right
E-Lock M-Locks EM3520, 1 shelf

[Furniture safes]

[Type VA]

VA series furniture safes (intended to be built into cabinets) are single-walled steel safes, constructed according to the regulations of VDMA 24992 – May 1995. VdS certified locks are used for the locking mechanism.

[Product information]

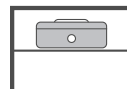
Hinge	DIN right (internal) – model designation R
Door opening angle	95°
Body, door structure	single-walled, according to the VDMA regulations
Locking mechanism	high grade steel bolts activated by the lock with steel plates protecting the lock from drilling attack two rear-engaging hinges on hinge side
Anchoring	prepared for floor and rear wall anchoring anchoring bolts and shields are supplied
Colour	inside and outside RAL 7037 dusty grey
Lock page 42, 43	model designation K – double-bit lock VdS class 1, Cawi 2 keys (95 mm) model designation E – electronic lock VdS class 2, M-Locks EM3520
Equipment page 44	shelf (adjustable from VA10 up, height setting 85 mm) option: key rack option (from VA10 up): additional shelf
Accessories page 45	interior lighting

Model	Outside dimensions h x w x d (mm)	Inside dimensions h x w x d (mm)	SH	Volume (l)	Weight (appr. kg)
VA03RK / VA03RE	290 x 409 x 237	284 x 400 x 181	1	21	20
VA05RK / VA05RE	290 x 459 x 367	284 x 450 x 311	1	40	30
VA10RK / VA10RE	405 x 459 x 367	399 x 450 x 311	1	56	35
VA15RK / VA15RE	575 x 459 x 367	569 x 450 x 311	1	80	45

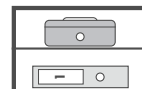
SH = Shelf

Please add 15 mm to the listed outside depth for mountings.

[Equipment options]




VA03



VA05



VA10



VA15



VDMA 24992
Burglary protection



Security level B



4102 (light fire protection)



Domestic insurable
up to EUR 2.500



Commercial insurable
up to EUR 2.500

Insured amounts
page 04

Fig. Furniture safe VBE15, hinge right
K-Lock Cawi 2 keys (95 mm), 2 drawers, 1 shelf

[Furniture safes]

[Type VBE]

VBE series furniture safes (intended to be built into cabinets) are double-walled steel safes, constructed according to the regulations of VDMA 24992 – May 1995 with protection against light fire. VdS certified locks are used for the locking mechanism.

[Product information]

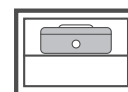
Hinge	DIN right (internal) – model designation R
Door opening angle	95°
Body, door structure	double-walled, according to the VDMA regulations, filled with heat resistant filling material
Locking mechanism	high grade steel bolts activated by the lock with steel plates protecting the lock from drilling attack two rear-engaging hinges on hinge side
Anchoring	prepared for floor and rear wall anchoring anchoring bolts and shields are supplied
Colour	inside and outside RAL 7037 dusty grey
Lock page 42, 43	model designation K – double-bit lock VdS class 1, Cawi 2 keys (95 mm) model designation E – electronic lock VdS class 2, M-Locks EM3520
Equipment page 44	shelf (adjustable from VBE10 up, height setting 85 mm) option: key rack option (from VBE10 up): additional shelf, inside locker, drawer, pull-out shelf
Accessories page 45	interior lighting

Model	Outside dimensions h x w x d (mm)	Inside dimensions h x w x d (mm)	SH	Volume (l)	Weight (appr. kg)
VBE03RK / VBE03RE	290 x 410 x 261	230 x 350 x 180	1	14	30
VBE05RK / VBE05RE	290 x 460 x 391	230 x 400 x 310	1	29	40
VBE10RK / VBE10RE	405 x 460 x 391	345 x 400 x 310	1	43	50
VBE15RK / VBE15RE	575 x 460 x 391	515 x 400 x 310	1	64	60

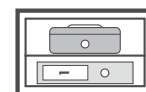
SH = Shelf

Please add 15 mm to the listed outside depth for mountings.

[Equipment options]




VBE03



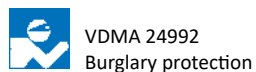
VBE05



VBE10



VBE15



VDMA 24992
Burglary protection



Security level B



4102 (light fire protection)



Domestic insurable
up to EUR 2.500



Commercial insurable
up to EUR 2.500

Insured amounts
page 04

Fig. Furniture safe VB25, hinge right
E-Lock M-Locks EM3520, 2 shelves

Model	Outside dimensions h x w x d (mm)	Inside dimensions h x w x d (mm)	SH	Volume (l)	Weight (appr. kg)
VB15RK / VB15RE	635 x 520 x 436	515 x 400 x 310	1	64	70
VB20RK / VB20RE	805 x 520 x 436	685 x 400 x 310	1	85	85
VB25RK / VB25RE	975 x 520 x 436	855 x 400 x 310	2	106	100
VB30RK / VB30RE	1145 x 520 x 436	1025 x 400 x 310	2	127	115
VB35RK / VB35RE	1315 x 520 x 436	1195 x 400 x 310	3	148	130
VB40RK / VB40RE	1485 x 520 x 436	1365 x 400 x 310	3	169	145

SH = Shelf

Please add 15 mm to the listed outside depth for mountings.

[Furniture safes]


[Type VB]

VB series furniture safes are double-walled steel safes, constructed according to the regulations of VDMA 24992 – May 1995 with protection against light fire. VdS certified locks are used for the locking mechanism.

[Product information]

Hinge	DIN right (internal) – model designation R
Door opening angle	95°
Body, door structure	double-walled, according to the VDMA regulations, filled with heat resistant filling material
Locking mechanism	three-way moving boltwork with large steel bolts (from VB30 up), with steel plates protecting the lock from drilling attack, two rear-engaging hinges on hinge side
Anchoring	prepared for floor and rear wall anchoring anchoring bolts and shields are supplied
Colour	inside and outside RAL 7037 dusty grey
Lock page 42, 43	model designation K – double-bit lock VdS class 1, Cawi 2 keys (95 mm) model designation E – electronic lock VdS class 2, M-Locks EM3520
Equipment page 44	shelf adjustable (height setting 85 mm) option: additional shelf, inside locker, drawer, pull-out shelf, key rack
Accessories page 45	interior lighting
Option	VB15, VB20 weight > 200 kg VB25–VB40 weight > 200 kg or > 300 kg

[Equipment options]



VB15

VB20

VB25

VB30

VB35

VB40



Fig. ZAT11



Fig. ZAT11



Insurable within the household insurance or by arrangement

Model	Outside dimensions h x w x d (mm)	Inside dimensions h x w x d (mm)	SH	Volume (l)	Weight (appr. kg)
ZAT11	200 x 310 x 200	195 x 305 x 140	-	8	5

SH = Shelf

[Small safes]

[Type ZAT]

ZAT series small safes are non-certified safety boxes offering protection against unauthorised access. Due to the low weight it is recommended to anchor the safe.

[Product information]

Hinge	DIN right (internal)
Door opening angle	90°
Body	single-wall construction (1 mm wall thickness)
Door structure	single-wall construction (2 mm wall thickness)
Locking mechanism	with two bolts (lateral)
Anchoring	prepared for floor and rear wall anchoring anchoring bolts and shields are supplied
Colour	inside and outside grey
Lock	electronic lock with emergency key lock (2 keys)
Equipment	–



Fig. ZLT11



Fig. ZLT11



Insurable within the household insurance or by arrangement

Model	Outside dimensions h x w x d (mm)	Inside dimensions h x w x d (mm)	SH	Volume (l)	Weight (appr. kg)
ZLT11	260 x 500 x 410	250 x 490 x 340	-	41	10

SH = Shelf

[Laptop safes]

[Type ZLT]

The dimensions of the ZLT range of safes allow secure storage of laptops. These non-certified boxes offer protection against unauthorised access. Due to the low weight it is recommended to anchor the safe.

[Product information]

Hinge	DIN right (internal)
Door opening angle	90°
Body	single-wall construction (1,2 mm wall thickness)
Door structure	single-wall construction (3 mm wall thickness)
Locking mechanism	with two bolts (lateral)
Anchoring	fitted for floor and rear wall anchoring anchoring bolts and shields are supplied
Colour	inside and outside grey
Lock	electronic lock with emergency key lock (2 keys)
Equipment	–



Fig. ZHT12 for laptop dimensions (up to 15")



Insurable by arrangement
(value limited by operator)



Fig. ZHT11



Fig. ZHT12 for laptop dimensions
(up to 15")

Model	Outside dimensions h x w x d (mm)	Inside dimensions h x w x d (mm)	SH	Volume (l)	Weight (appr. kg)
ZHT11	250 x 350 x 250	224 x 345 x 224	1	17	10
ZHT12	204 x 420 x 370	182 x 416 x 309	-	23	13

SH = Shelf

[Hotel safes]

ZHT series hotel safes offer hotel guests reliable protection of their valuables and guarantee easy handling and trouble-free operation. In emergencies the safes can be opened with an unique hotel master code and/or emergency key.

[Product information]

Hinge	DIN right (internal)
Door opening angle	90°
Body	single-wall construction (2,5 mm wall thickness)
Door structure	single-wall construction (5 mm wall thickness)
Locking mechanism	with two bolts (lateral), electronically driven
Anchoring	prepared for floor and rear wall anchoring anchoring bolts and shields are supplied
Colour	inside and outside ivory
Lock	electronic lock with emergency key lock (1 emergency key for every 5 units), programmable user code, delivered with master code
Equipment	shelf (at ZHT11)

Electronic In-room Safes Instructions	English	Spanish	French	German	Italian	Japanese
	To Close: 1. Enter your 4 digit code. 2. Hold the door closed and press "a". To Open: 1. Enter your code. IMPORTANT: Before checking out, remember to remove your personal items and leave the door open for the next guest.	Para Cerrar: 1. Introduzca su código de 4 dígitos. 2. Mantenga la puerta cerrada mientras pulsa "a". Para Abrir: 1. Introduzca su código de 4 dígitos. IMPORTANTE: Antes de efectuar la salida, no olvide retirar sus objetos personales y dejar la puerta abierta para el próximo huésped.	Pour fermer: 1. Introduire votre code à 4 chiffres. 2. Maintenir la porte fermée et appuyer sur "a". Pour ouvrir: 1. Introduire votre code. IMPORTANT: Lors de votre départ de l'hôtel, n'oubliez pas de prendre vos effets personnels, et de laisser la porte ouverte pour le prochain client.	Schliessen: 1. Geben Sie Ihre 4-stellige Codenummer ein. 2. Bei zugehaltener "a" auf "a" drücken. Öffnen: 1. Geben Sie Ihre Codenummer ein. WICHTIG: Überprüfen Sie sich vor dem Abreise-Check, Ihre persönlichen Gegenstände herausgenommen zu haben. Lassen Sie die Tür für den nächsten Gast offen.	Per Chiudere: 1. Introdurre un codice di 4 digit. 2. Mantenere la porta chiusa mentre si preme il pulsante "a". Per Aprire: 1. Introdurre il codice di 4 digit. IMPORTANTE: PRIMA DI EFFETTUARE LA UGITA, NON DIMENTICARE DI RACCOLTARE GLI OGGETTI PERSONALI E DI LASCIARE LA PORTA APERTA PER IL SUCCESSIVO GUEST.	閉めるとき ① 4ケタの暗証番号を入力してください。 ② 扉を閉めた状態で「a」ボタンを押します。 開けるとき ・ 4ケタの暗証番号を入力し、扉を開けてください。 お願い チェックアウトの際は、お荷物の持ち出し忘れず、扉を開けてください。 ご協力をお願いします。
	Chinese	Russian	Korean	Arabic		
	关闭: 1. 输入您的4位数密码。 2. 按住门关闭按钮 "a"。 开启: 1. 输入您的密码。 重要: 退房前，请记得取出您的个人物品，并将门保持打开，以便下一位客人使用。	Закрытие: 1. Введите Ваш код из 4 цифр. 2. Держите дверь закрытой пока нажмете "a". Открытие: 1. Введите Ваш код из 4 цифр. Важно: Перед тем как выйти из отеля, не забудьте взять свои личные вещи и оставить дверь открытой для следующего гостя.	사용방법 - 닫을 때 1. 수발의 4자리 코드 번호를 입력하십시오. 2. "a"를 누르면서 문을 닫으십시오. - 열 때 1. 손님님 수발의 코드 번호를 입력하십시오. 주의사항: 호텔을 떠나시기 전에 소지품을 잊지 마시고, 다음 손님들 위하여 문을 열어 놓으십시오.	إغلاق 1. أدخل الرقم السري 4 أرقام. 2. اضغط على زر "a" مع إبقاء الباب مغلقاً. فتح 1. أدخل الرقم السري 4 أرقام. 2. اضغط على زر "a" مع إبقاء الباب مفتوحاً. مهم قبل مغادرتك، لا تنسَ أخذ أغراضك الشخصية، وادع الباب مفتوحاً للزبون التالي.		

A multilingual set of instructions is part of the delivery.



Fig. ZFA - L90D



Fig. ZFA - L90D



Fig. ZFD - PK420Media

[Protecting valuables against fire]

The Wertheim fire resistant products are certified as shown below. Files, data and documents will be reliably protected against fire.

Office cabinets and data safes offer big volume. File cabinets are suitable for storing documents in hanging files. Data boxes are fitted with a carrying handle to make them portable. They are used for storing important documents or computer media and can also be stored in a safe.

For further information regarding fire protection classes see page 04.

[Fire safety boxes]		Fire protection	
Type ZFA	Office cabinets	DIN 4102	[40]
Type ZFD	Data safes	according to safe type	[40]
Type ZFH	File cabinets	NT Fire 017:60P	[41]
Type ZFX	Data boxes	UL72 125	[41]



Fig. ZFH - F-31-4-60



Fig. ZFH - F-31-4-60



Fig. ZFX - SS1210



Fig. ZFX - SS1210



Fig. ZFX - SS20101



Fig. ZFX - SS20101



Fig. L90D



Fig. L90D



4102 (light fire protection)



Insurable within the household insurance

Model	Outside dimensions h x w x d (mm)	Inside dimensions h x w x d (mm)	SH	Volume (l)	Weight (appr. kg)
L90D	1950 x 930 x 520	1785 x 830 x 400	4	593	180

SH = Shelf

[Office cabinets]

[Type ZFA]

The fire resistant office cabinet offers an organized storage of files and documents. The double-wall construction and the light fire protection according to DIN 4102 protect important data against unauthorised access and fire.

[Product information]

Hinge	double-doored
Door opening angle	180°
Body	double-wall construction
Door structure	double-wall construction, boltwork concealed within door cavity
Locking mechanism	3 way moving boltwork (3 bolts on leading edge plus one bolt on top and one bolt on bottom)
Colour	inside and outside RAL 7035 light grey
Lock	double-bit lock VdS class 1 (2 keys)
Equipment	shelf adjustable (4 pcs.) option: pull-out file frame



Fig. e.g. PK420Media



Fig. e.g. PK420Media



Fire protection according to safe type



Burglary protection according to safe type



Insurable by arrangement

[Data safes]

[Type ZFD]

We are pleased to offer you on request data safes with certified protection against fire. For further information please contact our sales team.



Fig. F-31-4-60



Fig. F-31-4-60



NT Fire 017:60P
fire protection



Insurance by arrangement

Model	Outside dimensions h x w x d (mm)	Drawer inside dimensions h x w x d (mm)	D	Volume (l)	Weight (appr. kg)
F-31-4-60	1409 x 441 x 756	288 x 388 x 670	4	300	185

D = Drawers

[File cabinets]

[Type ZFH]

The fire protected filing cabinets, tested according to NT Fire 017:60P (60 min. fire protection for paper) are suitable for storing documents in hanging files. Each drawer can be pulled out completely, ensuring speedy full access to all contents.

[Product information]

No. of drawers	4 (full extension giving 100 % access to drawer contents)
Body, door structure	double-walled construction (fire resistant filling material)
Locking mechanism	safety pressure cylinder
Colour	inside and outside RAL 9002 (grey white)
Lock	central cylinder lock (2 keys)
Equipment	for DIN A4 hanging files



Fig. SS1210



Fig. SS20101



UL72 125 – ½ HR
fire protection



Insurance by arrangement

Model	Outside dimensions h x w x d (mm)	Inside dimensions h x w x d (mm)	Volume (l)	Weight (appr. kg)
SS1210	155 x 362 x 284	89 x 305 x 191	5	6
SS20101	168 x 391 x 363	112 x 325 x 216	7	9

[Data boxes]

[Type ZFX]

Data boxes offer inexpensive fire protection according to UL72 125 – ½ HR (30 min. fire protection). All models are equipped with a contoured handle and model SS20101 is also water resistant.

[Product information]

Body, door structure	manufactured from ABS material
Locking mechanism	locking over a tilting mechanism
Colour	inside and outside black/dark grey
Lock	cylinder lock (2 keys)

[Locks]

[K] Double-bit locks (key locks)

Wertheim safes are equipped with certified double-bit locks and are delivered in standard with 2 keys. Key locks in safes of grade III and higher are changeable, which means, that in case of a key loss, the lock can be adjusted to new keys without changing the lock (one old key has to be available anyway).

Advantages of double-bit locks

You don't need to remember any code and the safe can be opened with the key quickly and easily. Furthermore, it is always easy to know who is/are the owner(s) of the keys to the safe.

Disadvantages of double-bit locks

The key storage must be carefully considered. Wearing a safe key on a bunch of keys reveals a skilled thieves eye that you are the owner of a safe. And in case of burglary, the thief will immediately notice that the safe is locked with a key and will search for this possibly. Insurances are free of liability, in case the safe was opened without burglary traces, e.g. with a key.

[E] Electronic locks

Electronic locks, as the last state of the technology, offer maximum comfortable use by entering a code on a keypad. The required batteries are included.

Advantages of electronic locks

Electronic locks are imaginary locking systems and relieve you from the problem of key storage. The code can be changed any time by using the keypad, after opening with the current code. The replacement of the batteries is also easy to handle. The lock display indicates with signals that the batteries are low. Even in the case of empty batteries the code gets not lost and after replacing the batteries, the safe can be opened as usual.

[N] Mechanical number combination locks

Mechanical number combination locks are used by dialling the knob in a predetermined order.

Advantages of number combination locks

Number combination locks are imaginary locking systems and relieve you from the problem of key storage. The code input is view restricted. The code can be changed any time by using the change key, after opening with the current code.

Disadvantages of number combination locks

Opening a mechanical combination lock requires exact handling. If a number is overflowed, this mistake can't be cancelled by turning back and you have to start from beginning.

Note for code locks

Never select a code from personal data (birthday, telephone number). For security reasons, change the adjusted code immediately. To improve security, change the codes at irregular intervals.

[Standard locks on safes]

[K] Double-bit lock Cawi

delivered with 2 keys (diecast, key length: 95 mm, types AP/BP: 145 mm)
option: brass-keys

[K] Double-bit lock S+G (adjustable)

delivered with 2 keys (brass, key length: 140 mm)
types CWS, DWS(KB), EWS(KB): delivered with 1 key guide tube and 2 key bits

[E] Electronic lock M-Locks EM3520

6-digit code, battery box inside of the safe (external connection for emergency power supply), 1 manager, 1 user, time delay (programmable with keypad)

[E] Electronic lock S+G Titan

6-digit code, battery box integrated in keypad, 1 main code, 1 supervisor, 7 users, time delay with override (programmable with keypad), double code
option: silent alarm

[E] Electronic lock La Gard Combogard PRO

6 to 9-digit code, battery box inside of the safe (external connection for emergency power supply), 1 manager, 9 users, time delay (programmable with keypad)
option: double code, silent alarm, remote locking, audit (with separate software)

[E] Electronic lock Stuv Tulox 100 - Flash 5

6-digit code, battery box integrated in keypad, opening also possible with emergency key, 1 manager, 8 users, time delay (programmable with keypad)
Tulox 100 Flash 4: double code, 1 manager, 9 users; other functions ident with Flash 5

[E] Electronic lock Paxos advance IP Set 1 (keypad)

6 to 8-digit code, battery box integrated in keypad, motor bolt, full redundancy, 100 users, time delay, time functions, several opening options, option: dialling knob, USB interface for configuration via PC, audit (with separate software)

[N] mechanical number combination lock La Gard 3390 SZ/VZ

adjustable 3-wheel-combination lock with dead bolt,
appr. 1 million theoretical settings
Fig. dialling knob for types: AG, AM, AP, BG, BM, BP, CM, CP (AWS, BWS, BWP, CWP, AMS in RAL9006 white aluminium)

[N] mechanical number combination lock La Gard 3390 VZ

adjustable 3-wheel-combination lock with dead bolt,
appr. 1 million theoretical settings
Fig. dialling knob for types: CWS, DWS(KB), EWS(KB)

other locks upon request

[Recommended using of locks]

● standard ○ option	VdS	a2P	AG	AM	AP	AWS	BG	BM	BP	BWS	CM	CP	CWS	DWS _{KB}	EWS _{KB}	AMS	BWP	CWP	VA	VB	VBE
K-locks (double-bit locks)																					
K-lock Cawi 2 keys (95 mm diecast)	1	A	●	●		● ¹	●	●		● ¹						● ²	● ¹		● ²	● ²	● ²
K-lock Cawi 2 keys (145 mm diecast)	1	A			●				●												
K-lock Mauer PresidentA 2 keys (105 mm diecast)	1	A	○	○		○ ¹	○	○		○ ¹						○ ²					
K-lock S+G adjustable 2 keys (140 mm)	2	B	○	○	○	○ ¹	○	○	○	○ ¹	●	●									
K-lock S+G adjustable 1 key guide tube and 2 key bits	2	B											● ¹	● ¹	● ¹						
K-lock Secu S4700U adjustable 2 keys (125 mm diecast)	2																	● ¹			
E-locks (electronic locks)																					
E-lock M-Locks EM3520	2	B *	●	●	●	●	●	●	●	●	●	●	●	○	○	● ³	●	●	●	●	●
E-lock S+G Titan	2	B	○	○	○	○	○	○	○	○	○	○	○	○	○	○ ³	○	○			
E-lock Wittkopp Primor 2000 Level 5 / 15 / 25	2		○	○	○	○	○	○	○	○	○	○	○	○	○	○ ³					
E-lock Wittkopp Primor 3000 Level 5 / 15 / 25	2		○	○	○	○	○	○	○	○	○	○	○	○	○	○ ³	○	○			
E-lock La Gard Combogard PRO	2	B *	○	○	○	○	○	○	○	○	○	○	○ ⁴	○ ⁴	○ ⁴	○ ³	○	○			
E-lock La Gard Auditgard	2	B *	○	○	○	○	○	○	○	○	○	○	○ ⁴	○ ⁴	○ ⁴	○ ³	○	○			
E-lock Mauer Code Combi B	2			○ ⁵	○ ⁵	○	○ ⁵	○ ⁵	○ ⁵	○	○	○	○	○	○		○	○			
E-lock Mauer Combi B 30 (input unit alu)	2			○ ⁵	○ ⁵	○	○ ⁵	○ ⁵	○ ⁵	○	○	○	○	○	○		○	○			
E-lock Stuv Tulox 100 - Flash 5	2		○	○	○	○	○	○	○	○	○	○	○	○	○	○ ³					
E-lock Stuv Tulox 100 - Flash 4 (double code)	2		○	○	○	○	○	○	○	○	○	○	○	○	○	○ ³					
E-lock Kaba Paxos advance IP Set 1 (keypad)	2		○ ⁶	○	○	○	○	○	○	○	○	○	○	●	●						
E-lock Kaba Paxos advance IP Set 3 (dialling knob)	3		○ ⁶	○	○	○	○	○	○	○	○	○	○	○	○						
E-lock Kaba Paxos advance IP Set 5 (additional lock to Set 1/3)	2/3			○ ⁷	○ ⁷	○ ⁷	○ ⁷	○ ⁷	○ ⁷	○ ⁷	○ ⁷	○ ⁷	○ ⁷	● ⁷	● ⁷						
E-lock Kaba Axxessor USB	2	B	○ ⁶	○	○	○	○	○	○	○	○	○	○	○	○						
N-locks (mechanical number combination locks)																					
N-lock La Gard 3390 SZ (3 wheels)	1		●	●	●	● ⁸	●	●	●	● ⁸						● ⁸	● ⁸				
N-lock La Gard 3390 VZ (3 wheels)	2										●	●	● ⁸	● ⁸	● ⁸			● ⁸			
N-lock La Gard 1947 (4 wheels)	3		○	○	○	○ ⁸	○	○	○	○ ⁸	○	○	○ ⁸	○ ⁸	○ ⁸						
N-lock S+G 6741-020 (3 wheels)	1	A	○	○	○	○ ⁸	○	○	○	○ ⁸						○ ⁸	○ ⁸				
N-lock S+G 6741-001 (3 wheels)	2	B									○	○	○ ⁸	○ ⁸	○ ⁸			○ ⁸			

¹ keyhole cover RAL9006 (white aluminium)

² without keyhole cover

³ can only be used as primary lock

⁴ not possible on the lower lock position

⁵ can be used from model 15 up

⁶ can be used from model 05 up

⁷ can only be used in combination with Set1/Set3

⁸ dialling knob in RAL9006 (white aluminium)

* Certification in progress

All types – except AG, VA, VBE, VB – possible with secondary lock
 AM, AP, BG, BM, BP, CM, CP: from model 20 up also possible with 3 locks
 AWS, BWS, CWS, DWS(KB), EWS(KB): all models also possible with 3 locks
 CWS, DWS(KB), EWS(KB): it is recommended to use redundant E-locks
 Forced locking system upon request
 Other locks and lock combinations upon request



E-Lock Wittkopp
Primor 2000



E-Lock Wittkopp
Primor 3000



E-Lock Mauer
Code Combi B



E-Lock Mauer
Combi B 30

[Equipment]

Wertheim offers several equipment variations. The standard are adjustable shelves (quantities depending on model height). Other equipment available optionally.
Note, that the shown equipment variations depend on safe models. Kindly check the respective safe type page.



[Shelf]

The shelf with a loading capacity of 20 kg can be variably adjusted in each spacing and enables an individual interior design. Shelves for higher loads upon request. Spacing:

AG, AM, AP, BG, BM, BP, CM, CP, VA, VB, VBE:	85 mm
AWS, BWS:	60 mm (models 1500: 90 mm)
AMS:	80 mm
CWS-DWS(KB)-EWS(KB) 0849:	60 mm
CWS-DWS(KB)-EWS(KB) from 0850 up, BWP:	69 mm



[Drawer ¹]

The drawer with a loading capacity of 45 kg is available in different heights depending on the safe model.

AG, AM, AP, BG, BM, BP, CM, CP, VB, VBE:	80 or 165 mm inside height
CWS-DWS(KB)-EWS(KB) from 0850 up, BWP:	85 or 175 mm inside height



[Drawer lockable ¹]

The drawer with a loading capacity of 45 kg is lockable with key lock and is available in different heights depending on the safe model.

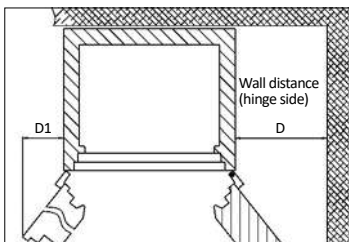
AG, AM, AP, BG, BM, BP, CM, CP, VB, VBE:	65 or 150 mm inside height
CWS-DWS(KB)-EWS(KB) from 0850 up, BWP:	70 or 160 mm inside height
CWP:	134 mm inside height



[Pull-out shelf ¹]

The pull-out shelf offers a loading capacity of 45 kg. Height division:

AG, AM, AP, BG, BM, BP, CM, CP, VB, VBE:	85 mm
CWS-DWS(KB)-EWS(KB) from 0850 up, BWP:	90 mm
CWP:	min. 155 mm (120 kg capacity)



[Necessary wall distance in case of drawer / pull-out shelf]

AG, BG	D = 300 mm	C-D-EWS(KB) 0850-1901	D = 530 mm
AM, BM	D = 375 mm	C-D-EWS(KB) 1903	D = 740 mm
AP, BP, CP	D = 325 mm	C-D-EWS(KB) 1902 ^{*)}	D = 530 mm
BP41	D = 475 mm		D1 = 220 mm
CM 15-25	D = 360 mm	C-D-EWS(KB) 1904 ^{*)}	D = 530 mm
CM 30-40	D = 475 mm		D1 = 440 mm
VB, VBE	D = 85 mm		

^{*)} D1: left wall distance in case of double-doored safes



Fig. AM30



Fig. BG35



Fig. CM15



[Inside locker ²]

The inside locker is lockable with key lock and is available in different heights, one- or double-doored depending on the safe model.

AG, AM, AP, BG, BM, BP, CM, CP, VB, VBE:	1-doored, 170 or 340 mm high
AWS, BWS:	2-doored, 180 or 360 mm high
AMS:	1-doored, 180 mm high
CWS-DWS(KB)-EWS(KB) 0849:	1-doored, 180 or 360 mm high
CWS-DWS(KB)-EWS(KB) from 0850 up, BWP:	2-d. or 2x1-d., 240 or 360 mm high



[Key rack ³]

The key rack with 8 hooks (models CM30, CM35, CM40 with 10 hooks) can be attached to the inside of the safe door at different positions, depending on the safe model. Possible pieces due to safe model:

03: max. 1 pc.	15: max. 4 pcs.	30: max. 10 pcs.
05: max. 1 pc.	20: max. 6 pcs.	35: max. 12 pcs.
10: max. 2 pcs.	25: max. 8 pcs.	40: max. 14 pcs.

¹ Please note the necessary wall distance (hinge side) when installing the safe.

When placing the drawer/pull-out shelf on top position, there is no possibility of alarm connection and alarm switch set at safes grade I, II and safe type CP.

Drawers/pull-out shelves for higher loads at safe types CWS, DWS(KB), EWS(KB), BWP upon request.

Equipment variations for type CWP upon request.

The key of drawers must be removed before closing the safe door, because otherwise closing is not possible.

² Please note, that inside lockers don't offer enough depth for file folders – except safe types AWS, BWS, BWP and CWS-DWS(KB)-EWS(KB) from safe model 0850 up.

In case of 2x1-doored version the inside lockers are besides each other.

³ In the height of drawers you can't use key racks on the inside of the safe door.

[Accessories]

Wertheim offers several accessories variations. It's possible to meet different customer requests. Note, that the shown accessories variations are depending on safe models. Kindly check the respective safe type page.



[Certified steel plinth]

For a comfortable use there is the possibility to put the safe on a VdS certified steel plinth. The plinth height can be chosen from 65 mm to 800 mm.



[Fire protection door rebate seals]

Safes, which do not offer a certified fire protection, can be equipped optionally with a fire protection door rebate seal to improve the fire resistance.



[Switch set for alarm systems]

Safe models prepared for an alarm connection can be ordered with alarm switch set. Vds certified alarm detectors and distribution boxes (inside the door and inside of the safe ceiling) allow proper monitoring of the door position and the lock status. The alarm switch set will be installed by Wertheim, the connection and the fine adjustment has to be done on site.

Note: When placing a drawer/pull-out shelf on top position, there is no possibility of alarm switch set, at safes grade I, II and safe type CP. The connection cable (door/body) has in these cases a hanging loop.



[Interior lighting]

The battery-powered LED lamp in aluminum look with integrated motion detectors and 8 LEDs is magnetic and can be placed at any position of the safe. Dimensions: 121 x 121 x 16 mm. Easy battery change, batteries and stickable mounting plate included in delivery.



Fig. AG15 / plinth 300 mm high



Fig. DWS1600 / fire protection door rebate seals



Fig. AG10 / inspection window



[Additional anchoring holes]

There is the possibility to prepare additional to the standard holes further anchoring holes on customer specified position (side wall, rear wall, ceiling, floor).

Note: Take care of possible equipment when choosing the position of special holes (especially in the sidewall).

1 pc. anchoring material is included in delivery. If more anchors are required, this must be mentioned in the order.



[Inspection window in boltwork door cover]

An inspection window in the boltwork door cover shows the quality of the boltwork. Optional using at safe type AG from model AG10 up.

Note: authorized for private use only.



[Rear wall armor for wall safes]

The wall safe has to be installed so that it is surrounded by at least 10 cm of concrete on all sides. The necessary thickness of concrete can be reduced in the depth dimension, as long as the safe is equipped with a rear wall armor plate.

[Regulations and tips]

When purchasing a safe you should consider some important facts.
Here some valuable tips:

[Dimensions of the safe]

Fundamentally, there is the question of what you would like to put in your safe. Valuables like money, jewelry, photo- or video equipment, savings books, stocks, documents, data, etc. are often irreplaceable and should be stored in certified and insured safes.

The Wertheim product range offers a safe for every demand. When choosing a safe, keep in mind that your desired storage space may increase in the future.

[Location]

Choose a place for your safe that is preferably concealed from view. Take care of the environmental conditions such as temperature, air humidity, and floor load bearing capacity. If installing the safe in furniture, make sure that furniture's load bearing capacity is sufficient and a professional anchoring through the rear wall or floor is possible.

For free standing safes of minimal height, you have the option of putting them on a certified plinth to allow a more user-friendly access.

Wall safes:

Wall safes should be located in places where there is a sufficiently thick wall, such as the area under stairs. Walls containing chimneys are not suitable for the installation of wall safes (see also instructions for installation, page 23). You can choose the height of the installation in a way that maximizes the comfort of handling the locking system.

[Anchoring]

All certified safes weighing less than 1.000 kg must be equipped with an option to install an anchoring device according to EN1143-1. Wertheim equips all safes with ground anchoring. Safes in grade I to III (except type CWS) have an additional anchoring alternative in the rear wall. Certified safes weighing less than 1.000 kg are delivered with 1 pc. anchoring material.

For ground floor anchoring (preferably on a load bearing concrete ground floor – a floor anchoring on a stone or clay floor is insufficient), make sure that there is no tubing or wiring below or behind the chosen area.

For full insurance cover show your insurance the filled conformity declaration (included in delivery). To guarantee a proper anchoring, we recommend to order trained staff for mounting safes.

Please note, that a wall mounting (cantilever) is no standard. This request must be mentioned in the order.

[Transportation]

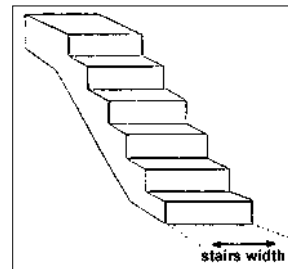
Please note the following steps for a trouble-free delivery and installation:

Transport outside of the building

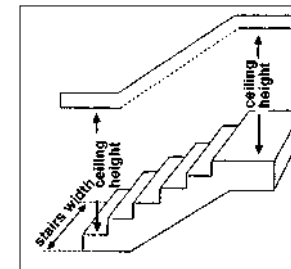
Entry to the building at the ground level or stairs?
Number of stairs? Possibility of using a ramp?
Parking space available?
Loading ramp available?
Fork lift available?
Best route for delivery?

Transportation within the building

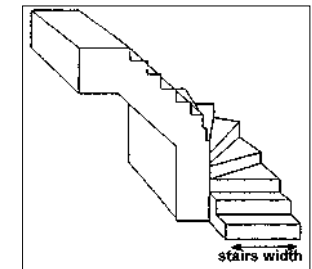
Installation on the ground floor / in the cellar / on an upper floor?
Availability of lift with adequate dimensions and adequate loading capacity?
Inner widths and inner heights of the doors sufficient?
Is transportation over stairs necessary? If yes, how many steps are there and are they wide enough?
Which type of stairs, which material? (concrete, wood, carpet, PVC, marble/stone)



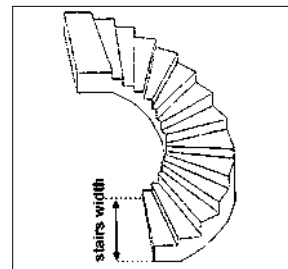
1. straight stairs without railing



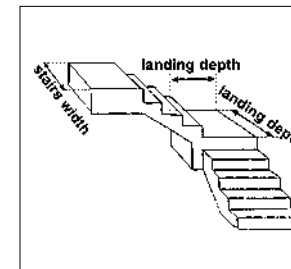
2. straight stairs with railing



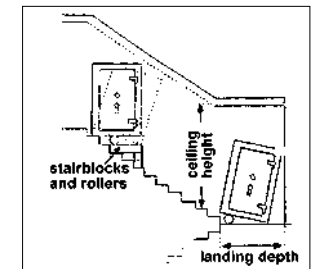
3. stairs with a 90° turn



4. winding stairs with 180° turn



5. stairs with a 90° turn and landing



6. stairs with 180° turn and landing

Installation location

Is the load capacity of the transport route and the installation location sufficient for the weight of the safe?

Is an adequately sized reinforced concrete floor (or wall) for safes under 1.000 kg available?

Is the floor at the installation location free from wiring or floor heating?

[Notes]

[Contact]

For questions about our services, products and our company, we are looking forward to your call or e-mail.



Wertheim Vertriebs GmbH · Head office
Danfoss-Straße 6 · 2353 Guntramsdorf · Austria
Tel +43 (0)2236 320 350 - 0
Fax +43 (0)2236 320 350 - 21
office@wertheim.at · www.wertheim.at



Wertheim Vertriebs GmbH · Head office
Danfoss-Straße 6 · 2353 Guntramsdorf · Austria
Tel +43 (0)2236 320 350 - 0
Fax +43 (0)2236 320 350 - 21
office@wertheim.at · www.wertheim.at

[Wertheim trade partner]



BOOS

BOOS.GR

262, Mesogeion Ave.
PC 155 62 Holargos, Greece
T. +30 210 654 9590
E. info@boos.gr